

New discoveries of plants
from Republic of Guinea, W. Africa, including
Gymnosiphon fonensis Cheek, sp. nov. (Burmanniaceae)
a new Critically Endangered species from Simandou

Martin CHEEK, Xander M. VAN DER BURGT, Barthélemy TCHIENGUÉ,
Aminata THIAM, Denise MOLMOU, Tokpa Seny DORÉ & Sékou MAGASSOUBA



DIRECTEUR DE LA PUBLICATION / PUBLICATION DIRECTOR: Gilles Bloch
Président du Muséum national d'Histoire naturelle

RÉDACTEUR EN CHEF / EDITOR-IN-CHIEF: Thierry Deroin

RÉDACTEURS / EDITORS: Porter P. Lowry II; Zachary S. Rogers

ASSISTANT DE RÉDACTION / ASSISTANT EDITOR: Emmanuel Côté (adanson@mnhn.fr)

MISE EN PAGE / PAGE LAYOUT: Emmanuel Côté

COMITÉ SCIENTIFIQUE / SCIENTIFIC BOARD:

P. Baas (Nationaal Herbarium Nederland, Wageningen)
F. Blasco (CNRS, Toulouse)
M. W. Callmänder (Conservatoire et Jardin botaniques de la Ville de Genève)
J. A. Doyle (University of California, Davis)
P. K. Endress (Institute of Systematic Botany, Zürich)
P. Feldmann (Cirad, Montpellier)
L. Gautier (Conservatoire et Jardins botaniques de la Ville de Genève)
F. Ghahremaninejad (Kharazmi University, Téhéran)
K. Iwatsuki (Museum of Nature and Human Activities, Hyogo)
A. A. Khapugin (Tyumen State University, Russia)
J.-Y. Lesouef (Conservatoire botanique de Brest)
P. Morat (Muséum national d'Histoire naturelle, Paris)
J. Munzinger (Institut de Recherche pour le Développement, Montpellier)
S. E. Rakotoarisoa (Millenium Seed Bank, Royal Botanic Gardens Kew, Madagascar Conservation Centre, Antananarivo)
P. H. Raven (Missouri Botanical Garden, St. Louis)
G. Tohmé (Conseil national de la Recherche scientifique Liban, Beyrouth)
J. G. West (Australian National Herbarium, Canberra)
J. R. Wood (Oxford)

COUVERTURE / COVER:

Réalisée à partir des Figures de l'article/*Made from the Figures of the article.*

Adansonia est indexé dans / *Adansonia is indexed in:*

- Science Citation Index Expanded (SciSearch®)
- ISI Alerting Services®
- Current Contents® / Agriculture, Biology, and Environmental Sciences®
- Scopus®

Adansonia est distribué en version électronique par / *Adansonia is distributed electronically by:*

- BioOne® (<http://www.bioone.org>)

Adansonia est une revue en flux continu publiée par les Publications scientifiques du Muséum, Paris
Adansonia is a fast track journal published by the Museum Science Press, Paris

Les Publications scientifiques du Muséum publient aussi / *The Museum Science Press also publish: Geodiversitas, Zoosystema, Anthropolozologica, European Journal of Taxonomy, Naturae, Cryptogamie* sous-sections *Algologie, Bryologie, Mycologie, Comptes Rendus Palevol*

Diffusion – Publications scientifiques Muséum national d'Histoire naturelle
CP 41 – 57 rue Cuvier F-75231 Paris cedex 05 (France)
Tél.: 33 (0)1 40 79 48 05 / Fax: 33 (0)1 40 79 38 40
diff.pub@mnhn.fr / <http://sciencepress.mnhn.fr>

© Publications scientifiques du Muséum national d'Histoire naturelle, Paris, 2024
ISSN (imprimé / *print*): 1280-8571/ ISSN (électronique / *electronic*): 1639-4798

New discoveries of plants from Republic of Guinea, W. Africa, including *Gymnosiphon fonensis* Cheek, sp. nov. (Burmanniaceae), a new Critically Endangered species from Simandou

**Martin CHEEK,
Xander M. VAN DER BURGT**

Herbarium, Royal Botanic Gardens, Kew, Surrey TW9 3AE (United Kingdom)
m.cheek@kew.org
x.van.der.burgt@kew.org

Barthélemy TCHIENGUÉ

IRAD-National Herbarium of Cameroon, Yaoundé, PO Box 1601 (Cameroon)
btchiengué@yahoo.fr

Aminata THIAM

Herbier National de Guinée, Université de Gamal Abdel Nasser, BP 680 (République de Guinée)
aminatagentillethiam@gmail.com

Denise MOLMOU

Herbier National de Guinée, Université de Gamal Abdel Nasser, BP 680, République de Guinée
dmolmou@yahoo.fr

Tokpa Seny DORÉ

Herbier National de Guinée, Université de Gamal Abdel Nasser, BP 680, République de Guinée
tokpasenydore83@gmail.com

Sékou MAGASSOUBA

Herbier National de Guinée, Université de Gamal Abdel Nasser, BP 680, République de Guinée
sekoumag2@yahoo.fr

Submitted on 22 February 2023 | accepted on 17 February 2024 | published on 1 July 2024

Cheek M., van der Burgt X. M., Tchiengué B., Thiam A., Molmou D., Doré T. S. & Magassouba S. 2024. — New discoveries of plants from Republic of Guinea, W. Africa, including *Gymnosiphon fonensis* Cheek, sp. nov. (Burmanniaceae), a new Critically Endangered species from Simandou. *Adansonia*, sér. 3, 46 (10): 89-101. <https://doi.org/10.5252/adansonia2024v46a10>. <http://adansonia.com/46/10>

ABSTRACT

The 50 new species to science of plant published since 2009 from the Republic of Guinea (Guinée-Conakry), W. Africa, are reviewed. A further new species, of *Gymnosiphon* Blume (Burmanniaceae), *G. fonensis* Cheek, sp. nov. is formally described from the Forêt Classée de Pic de Fon, Simandou Range, Guinée-Forestière. The new species was formerly confused with and resembles *G. bekensis* Letouzey of central Africa in the broad flat outer tepal lobes, perianth tube >10 mm long, and (sub) sessile flower. It differs e.g. in that the length of the corolla tube, (13-)14-18 mm, exceeds the corolla diameter (10-11 mm) (vs length of the corolla tube (12 mm) < the corolla diameter (12-15 mm)), the anthers inserted c. 4 mm deep in the corolla tube (vs inserted at the corolla mouth) and the rhizome lacks scale-leaves (vs scale leaves present). *Gymnosiphon fonensis* Cheek, sp. nov. is the first known species of its genus and family in which secondary pollen presentation (on the style head) has been recorded. The species is known from five sites, all with threats, in a single threat-based location,

KEY WORDS

Achlorophyllous
mycotrophs,
Africa,
Boyboyba Forest,
Critically Endangered,
saprophytes,
secondary pollen-
presentation,
new species.

accordingly it is assessed as Critically Endangered (CR B1ab(iii)) using the IUCN 2012 standard, making it the most threatened species of *Gymnosiphon* assessed in continental Africa. We provide notes on the importance for plant conservation of the type locality, the Boyboyba forest, Simandou, which has the highest diversity of *Gymnosiphon* species, and of achlorophyllous mycotrophic species, in W. Africa. The new species is illustrated by colour photos and line-drawings and is mapped. An identification key is provided to the ten species of the genus now known from Africa and Madagascar.

RÉSUMÉ

Nouvelles découvertes de plantes de la République de Guinée, Afrique de l'Ouest, dont *Gymnosiphon fonensis* Cheek, *sp. nov.* (Burmanniaceae), *une nouvelle espèce en danger critique d'extinction de Simandou.* Les 50 nouvelles espèces de plantes publiées depuis 2009 en République de Guinée (Guinée-Conakry), Afrique de l'Ouest, sont passées en revue. Une autre nouvelle espèce, de *Gymnosiphon* Blume (Burmanniaceae), *G. fonensis* Cheek, *sp. nov.* est formellement décrite dans la Forêt Classée de Pic de Fon, Chaîne de Simandou, Guinée-Forestière, République de Guinée (Guinée-Conakry) en Afrique de l'Ouest. La nouvelle espèce était autrefois confondue avec *G. bekensis* Letouzey d'Afrique centrale et lui ressemble par ses larges lobes tépales externes plats, son tube du périanthe > 10 mm de long et sa fleur (sub) sessile. Cela diffère par ex. en ce que la longueur du tube de la corolle, (13-)14-18 mm, dépasse le diamètre de la corolle (10-11 mm) (vs longueur du tube de la corolle [12 mm] < diamètre de la corolle [12-15 mm]), les anthères insérées *c.* 4 mm de profondeur dans le tube de la corolle (vs insérées à l'embouchure de la corolle) et le rhizome est dépourvu de feuilles d'écaillés (vs feuilles d'écaillés présentes). *Gymnosiphon fonensis* Cheek, *sp. nov.* est la première espèce connue de son genre et de sa famille dans laquelle une présentation secondaire du pollen a été enregistrée. L'espèce est connue sur cinq sites, tous menacés, dans un seul emplacement basé sur les menaces, elle est donc évaluée comme étant en danger critique d'extinction (CR B1ab(iii)+D) selon la norme UICN 2012, ce qui en fait l'espèce de *Gymnosiphon* la plus menacée. évaluée en Afrique continentale. Nous fournissons des notes sur l'importance pour la conservation des plantes de la localité type, la forêt de Boyboyba, Simandou, qui possède la plus grande diversité d'espèces de *Gymnosiphon* et d'espèces mycotrophes achlorophylliennes, en Afrique de l'Ouest. La nouvelle espèce est illustrée par des photos en couleur et des dessins au trait et est cartographiée. Une clé d'identification est fournie pour les dix espèces du genre désormais connues d'Afrique et de Madagascar.

MOTS CLÉS
Mycotrophes
achlorophylliennes,
Afrique,
Forêt de Boyboyba,
Danger critique,
saprophytes,
présentation pollinique
secondaire,
espèce nouvelle.

INTRODUCTION

The Republic of Guinea (245 857 km²), also known as Guinea-Conakry, formerly Guinée Française or French Guinea is situated in West Africa. The country is dominated by the Guinea Highlands. They form or influence the vegetation types that give Guinea its diverse flora and have many narrow endemics. The Highlands are the highest and most extensive in coastal continental Africa west of the Cameroon Highlands which lie 2000 km to the east. The Guinea Highlands rise to between 1000-2000 m above sea-level and are divided into two portions. In the northwest, the Fouta Djallon highlands are entirely confined to Guinea. The geologically different Loma-Man Highlands to the southeast, in contrast, while mainly falling in Guinea, extend from Mts Loma in northern Sierra Leone to the Man Mts of western Ivory Coast. Major rivers such as the Niger, Senegal and Mano arise in the Highlands, hence the country is known as the “water tower” of West Africa. Rainfall falls mainly in May-October. The highest rainfall occurs at the coast (4 m p.a.) falling to 1 m p.a. in the north (Couch *et al.* 2019).

Botanical surveys of Guinea began in 1837 with the collections of Heudelot (which were often misleadingly labelled as Senegambia). During the French colonial period (1898-

1958) sampling was expanded by collectors such as Chevalier, Jacques-Félix, Adam and Schnell who also published new records and taxa new to science based on their collections and those of others. The culmination of this work was the Flore (Angiospermes) de la République de Guinée (Lisowski 2009) which is founded on the Flora of West Tropical Africa (Keay & Hepper 1954-1972).

Since 2009, floristic surveys made in Guinea mainly by the National Herbarium of Guinea (HNG), together with colleagues from RBG, Kew (K) and Missouri Botanical Garden (MO) has resulted in the identification of new species for science in many different families of vascular plants: Apocynaceae (Goyder 2009), Acanthaceae (Champluvier & Darbyshire 2009; Darbyshire *et al.* 2011; Jongkind & Vollesen 2011), Burmanniaceae (Cheek & van der Burgt 2010), Cyperaceae (Rosen 2010; Bauters *et al.* 2018; Verloove *et al.* 2019), Oleaceae (Jongkind 2010), Convolvulaceae (Breteler 2010; Breteler & Wieringa 2018), Leguminosae (van der Burgt *et al.* 2012, 2018), Orobanchaceae (Fischer *et al.* 2012), Malvaceae/Sterculiaceae (Jongkind 2013), Lecythidaceae (Prance & Jongkind 2015), Loranthaceae (Jongkind 2023), Eriocaulaceae (Phillips & Mesterházy 2015; Phillips *et al.* 2018); Dennstaedtiaceae (Jongkind & de Winter 2015), Peridiscaceae (Breteler *et al.* 2015), Euphorbiaceae (Cheek *et al.* 2016); Podostemaceae

(Cheek & Haba 2016a; Cheek *et al.* 2017, 2019c, 2022a; Cheek & Lebbie 2018), Costaceae (Maas-van de Kamer *et al.* 2016); Orchidaceae (Bidault *et al.* 2016; Descourvières *et al.* 2018), Rubiaceae (Cheek & Williams 2016; Jongkind 2018; Cheek *et al.* 2018a, b), Sapindaceae (Cheek & Haba 2016b), Aspleniaceae (Xu *et al.* 2019), Ternstroemiaceae (Cheek *et al.* 2019a), Lamiaceae (Phillipson *et al.* 2019); Rutaceae (Cheek *et al.* 2019d), Iridaceae (van der Burgt *et al.* 2019); Malvaceae s.s. (Cheek *et al.* 2020a); Poaceae (Xanthos *et al.* 2020; Xanthos *et al.* 2021); Olacaceae-Aptandraceae (Cheek *et al.* 2024) and Melastomataceae (van der Burgt *et al.* 2022)

In total, 50 new species have been described since 2009 in the Republic of Guinea including 21 species and two genera which are strictly endemic. The publication of these new taxa shows that field inventory is still necessary for Guinea: new species are still frequently being discovered. Considering that 96% of the original forest vegetation (a major habitat for threatened plant species) was lost by 1992 (Sayer *et al.* 1992) and a further 25% of remaining forest cover was lost 2000–2018 in Guinea's main forested region Guinée-Forestiere (Fitzgerald *et al.* 2021), it is clear that these and the other Red Listed species of Guinea are highly threatened and should be included in action plans (e.g. Couch *et al.* 2022) and conservation programmes such as Important Plant Areas (Darbyshire *et al.* 2017; Couch *et al.* 2019).

Achlorophyllous mycotrophic plants, often known as saprophytes, are remarkable for lacking all chlorophyll and being completely dependent on fungi for their survival. In continental Africa, individual species or entire genera which are achlorophyllous mycotrophs occur in the families *Orchidaceae*, *Gentianaceae*, and *Burmanniaceae*, while all members of *Triuridaceae*, *Afrothismiaceae* and *Thismiaceae* are achlorophyllous mycotrophs (Cheek 2006; Cheek & Ndam 1996; Cheek & Williams 1999; Sainge *et al.* 2010; Cheek *et al.* 2023a). Additionally, in the Comores and Madagascar, an achlorophyllous genus of Iridaceae, *Geosiris* Baillon, occurs (Goldblatt & Manning 2010). The fungal symbionts (mycobionts) of *Gymnosiphon* are assigned to the order Glomerales in common with those of *Thismiaceae* and *Afrothismiaceae*. They form vesicular arbuscular mycorrhizae (Merckx 2008). Glomerales reproduce entirely underground, are difficult to culture and so remain incompletely documented. New discoveries of achlorophyllous mycotrophs, even new genera to science, are still steadily being made across Africa and Madagascar (Cheek *et al.* 2003, 2018d, 2019b; Cheek 2004a; Nuraliev *et al.* 2016; Cheek *et al.* 2018d, 2019b; Cheek & Tralet 2020).

The achlorophyllous mycotroph (Fig. 1) collected at Pic de Fon in the Simandou Range was readily identified as *Gymnosiphon* Blume due to the combination of three broad, spreading outer perianth lobes, each lobe itself with a lateral segment, and the abscission after anthesis of the upper part of the perianth tube (carrying with it the perianth lobes and stamens), leaving a naked tube surmounting the ovary. Burmanniaceae were last monographed by Jonker (1938). He included within the family the *Thismiaceae* and the genus *Afrothismia*, which are now treated as separate families, *Thismiaceae* (e.g. Maas-van de Kamer 1998) and *Afrothismiaceae* (Cheek *et al.* 2023a).

Hexapterella Urb., a monotypic S. American genus, is sister to *Gymnosiphon* in the molecular phylogeny of Merckx *et al.* (2006).

Gymnosiphon is pantropical with 37 accepted species (Plants of the World, continuously updated), including 17 species in the Neotropics and nine species in SE Asia, one species extending to Australia (Gray *et al.* 2019). Until the 21st century, only four species were known for Africa and Madagascar, but with the discovery of *Gymnosiphon marieae* Cheek from Madagascar (Cheek *et al.* 2008), *G. afro-orientalis* Cheek from Malawi and Zambia (Cheek 2009), *G. samoritoureanus* Cheek from Guinea (Cheek & van der Burgt 2010), *G. constrictus* Maas & H. Maas from Gabon (Maas & Maas van der Kamer 2010), and *G. mayottensis* Cheek from Mayotte (Cheek & Tralet 2020), the number has more than doubled to nine.

The Pic de Fon material was initially considered to be possibly *G. bekensis* Letouzey due to the combination of a long corolla tube (> 10 mm) and the large diameter of the open flower (> 10 mm), but detailed examination of material under magnification showed it to be abundantly distinct from that species (see Table 1) and from all other species in Africa and Madagascar (see identification key below).

The number of species described as new to science each year regularly exceeds 2000, adding to the estimated 369 000 already known (Nic Lughadha *et al.* 2016; Cheek *et al.* 2020b). Only about 7% of plant species have been assessed and included on the Red List using the IUCN (2012) standard (Bachman *et al.* 2019), but this number rises to 21–26% when additional evidence-based assessments are considered, and 30–44% of these assess the species as threatened (Bachman *et al.* 2018).

Newly discovered species such as *Gymnosiphon fonensis* Cheek, sp. nov., reported in this paper, are likely to be threatened, since widespread species tend to have been already discovered (Cheek *et al.* 2020b). This makes it all the more urgent to discover, document and protect such species before they become extinct as are several achlorophyllous mycotrophs in Africa such as *Oxygyne triandra* Schltr. (Cheek & Cable 2000; Onana & Cheek 2011; Cheek *et al.* 2018c) and *Afrothismia pachyantha* Schltr. (Cheek *et al.* 2019b) both in Cameroon. In E. Africa, *Afrothismia baerae* Cheek (Cheek 2004b) known from a single site in Kenya, has not been seen since it was published 18 years ago despite searches, and may also be extinct (Luke pers. comm. to Cheek 2022). Twenty-five Guinean strictly endemic plant species are already considered possibly extinct due to habitat clearance and degradation such as by fire, mainly for small-holder agriculture and grazing (Couch *et al.* 2019), but also industrial activities such as hydro-electric dams e.g. *Inversodicraea pygmaea* G. Tayl. (Cheek *et al.* 2017) and *Saxicolella deniseae* Cheek (Cheek *et al.* 2022a). The last species appears to have become extinct before it was published. Other recent cases of species apparently becoming extinct before they are described (Cheek *et al.* 2018c; Cheek *et al.* 2021; Moxon-Holt & Cheek 2021; Cheek & Luke 2023; Cheek *et al.* 2023b) show the importance of finding and publishing species before it is too late, so that they can be assessed for their extinction risk and conserved.

KEY TO THE SPECIES OF *GYMNOSIPHON* IN AFRICA, COMORO ISLANDS AND MADAGASCAR.

1. Stigmas with filiform extensions exerted from flower at anthesis 2
— Stigmas lacking filiform extensions 5
2. Flowers zygomorphic, inflorescence capitate, Madagascar *G. marieae* Cheek
— Flowers actinomorphic, inflorescences cymose. Africa and Comoro Islands 3
3. Perianth tube 2-5 mm long 4
— Perianth tube 1-2 mm long, Gabon *G. constrictus* Maas & H. Maas
4. Inflorescence bracts about as long as rhachis internodes, inner tepals absent; stigmas horizontal; tepals changing from white to translucent at anthesis *G. mayottensis* Cheek
— Inflorescence bracts < ¼ as long as rhachis internodes, inner tepals present; stigmas pendulous; tepals white at anthesis. R. of Guinea to DRC *G. longistylus* (Benth.) Hutch.
5. Rootstock with numerous bulbils, ovary ribbed, inner tepals absent. Malawi, NE Zambia, S. Tanzania
..... *G. afro-orientalis* Cheek
— Rootstocks lacking bulbils, ovary smooth, inner tepals present. Guineo-Congolian Africa or Madagascar 6
6. Flowers sessile or subsessile, pedicel if present to 0.5 mm long 7
— Flowers with a distinct pedicel 1 mm long or more 8
7. Flowers white, perianth tube 10 mm or more long 9
— Flowers yellow or white, perianth tube <5 mm long. R. of Guinea & Liberia *G. samoritoueanus* Cheek
8. Plants commonly 15-35 cm tall; base of stem completely covered in many tens of brown leaf-scales. E. Africa
..... *G. usambaricus* Engl.
— Plants always <15 cm tall; base of stem sparsely covered, with only 3-4 leaf scales. Madagascar
..... *G. danguyanus* H.Perrier
9. Corolla diam. 12-15 mm, ≥ corolla tube length 12 mm. E. Cameroon to R. of Congo *G. bekensis* Letouzey
— Corolla diam. 10-11 mm, < corolla tube length (13-)14-18 mm. R. of Guinea *G. fonensis* Cheek, sp. nov.

During preparation for fieldwork in the Boyboyba forest of Simandou in late 2022, a review was made of the threatened species known to be present there from former surveys (in 2008) including *Gymnosiphon* “*bekensis*”. The massive apparent geographical disjunction (exceeding 2000 km) between the Guinea subpopulation and the Congolian population of *Gymnosiphon bekensis* appears to be unmatched in the genus in Africa. It was decided to test the hypothesis that the Guinea population was morphologically different, while superficially similar to, the Congolian population. In September 2022, live material in Boyboyba (Fig. 1) was compared with the protologue of *Gymnosiphon bekensis* and several differential traits were soon detected. Additional differential traits were found once freshly collected material was studied under the microscope at K (Table 1).

MATERIAL AND METHODS

Names of species and authors follow IPNI (continuously updated). Nomenclature follows Turland *et al.* (2018). Specimens were collected using the patrol method (e.g. Cheek & Cable 1997). Herbarium and spirit-preserved material was examined with a Leica Wild M8 dissecting binocular microscope fitted with an eyepiece graticule measuring in units of 0.025 mm at maximum magnification.

The drawing was made with the same equipment with a Leica 308700 camera lucida attachment. Herbarium codes follow Index Herbariorum (Thiers, continuously updated). Specimens were inspected from the following herbaria: B, BM, EA, HNG, K, MAO, MO, P, SRGH, WAG, YA. The format of the description follows those in other papers describing new species in *Gymnosiphon* e.g. Cheek & Traclet (2020), terminology follows Beentje & Cheek (2003). All specimens cited have been seen. The conservation assessment follows the IUCN (2012) categories and criteria.

ABBREVIATIONS

- B ZE Botanischer Garten und Botanisches Museum, Freie Universität Berlin;
- BM Herbarium of the The Natural History Museum, London;
- EA East African Herbarium, Nairobi;
- HNG National Herbarium of Guinea, Conakry;
- K Herbarium of the Royal Botanic Gardens, Kew;
- MAO Conservatoire botanique national de Mascarin, Mayotte;
- MO Herbarium of the Missouri Botanical Garden, Saint Louis;
- P Herbarium of the Muséum national d’Histoire naturelle, Paris;
- SRGH National Herbarium of Zimbabwe, Harare;
- WAG Herbarium of the Naturalis Biodiversity Center Leiden (formerly Wageningen);
- YA National Herbarium of Cameroon, Yaoundé.

TABLE 1. — The more significant diagnostic characters separating *Gymnosiphon fonensis* Cheek, sp. nov. and *Gymnosiphon bekensis* Letouzey. Data for *G. bekensis* was taken from Letouzey (1968) and specimens at K.

	<i>Gymnosiphon bekensis</i>	<i>Gymnosiphon fonensis</i> Cheek, sp. nov.
Geographic range	Central Africa (Democratic Republic of Congo, E. Cameroon, Central African Republic, Republic of Congo)	Republic of Guinea (Forêt Classée de Pic de Fon)
Shape of distal portion of perianth tube	Funnel-shaped, about twice as wide at apex than the base	Subcylindrical, about as wide at apex as base.
Inner perianth lobes	Absent	Inserted inside perianth tube
Stamen insertion	At mouth of perianth tube	Inserted c. 4 mm deep inside perianth tube
Proportions of corolla diameter: length of perianth tube	Corolla diam. (12-15 mm) about equal or exceeding tube length (12 mm).	Corolla diam. (10-11 mm) smaller than tube length (13-)14-18 mm
Shape of outer tepal lobe apices	Acute	Rounded
Comparison of lateral with median portion of the outer tepal lobes	Slightly longer than median, axis incurved not straight	Lateral and median equal/subequal
Stigma shape and posture	Funnel-shaped, erect	Obtriangular, horizontal
Rhizome scale-leaves	Conspicuous, forming a loose rosette around peduncle base	Absent

RESULTS

Family BURMANNIACEAE Blume
Genus *Gymnosiphon* Blume

Gymnosiphon fonensis Cheek, sp. nov.
(Figs 1-3; Table 1)

Gymnosiphon bekensis sensu Cheek *non* Letouzey, *Kew Bulletin* 65: 83 (Cheek & van der Burgt 2010); Zenodo: 6 (Gosline *et al.* 2023)

Gymnosiphon fonensis Cheek, sp. nov. resembles *G. bekensis* Letouzey in the large diameter flowers (10 mm or more diameter), long perianth tube > 10 mm long, absence of long, filamentous, stigma appendages; it differs in that the diameter of the opened corolla (10-11 mm diam.) is exceeded by the length of the corolla tube (13-)14-18 mm (vs opened corolla 12-15 mm diam. exceeding or equal to the length of the corolla tube (12 mm); stamens inserted at base of distal portion of perianth tube, 4 mm from the mouth (vs inserted at apex of the tube); rhizome lacking scale-leaves (vs with conspicuous scale-leaves). See also Table 1 and the discussion.

TYPE. — Republic of Guinea • Guinée-Forestière, Simandou Range, Forêt Classée de Pic de Fon, Boyboyba Forest, Oueleba (also known as Oueléba) to Wataferedou path; c. 700 m; fl.; 12.IX.2022; *Cheek with Molmou 19334* (holo-, K[K000593362]; iso-, HNG, P)

PARATYPI. — Republic of Guinea • Simandou Range, Pic de Fon Forêt Classée, near the northern access road to Oueleba mountain, east of Oueleba 1 camp; 706 m; fl.; 24.VIII.2008; *Tchien-gué 3307* (HNG) • Path from Oueleba 1 to village Wataferedou, north of the path; 740 m alt.; fl., fr.; 31.VIII.2008; *van der Burgt 1274* (BR[BR0000019811857], HNG, K[K000460554], MO, P[P06800898], WAG[WAG0115184, WAG0446787] • Ouelaba 1 to Wataferedou path; 750 m; fl., fr.; 18.IX.2008; *Cheek 13779* (HNG); Est de Pic de Fon, sud-est de Whisky 1; 864 m; fl.; 18.XI.2008; *Traoré A. (= A.S. Goman) 161* (HNG).

SIGHT RECORDS. — Republic of Guinea • Simandou Range, Pic de Fon Forêt Classée, north of Oueleba, forest beside the road ascending to the ridge; 875 m; fl.; 20.IX.2008; leg. Pierre Haba, Pepe Haba & A. Traoré; *Sight Record 101* • Pic de Fon area, west of the pass between villages Moribadou and Lamadou; 970 m; fl.; 25.XI.2008; leg. van der Burgt, Pepe Haba, Pierre Haba, A. Traoré, F. Fofana & B. Diallo; *Sight Record 104* • Nionsomoridou, c. 4 km due W of the town, about 100 m due S of the N2 road in gallery forest; 781 m; fl.; 17.IX.2022; *Thiam Sight Record* (photos).

DISTRIBUTION. — This species is known from the southern half of the Simandou range in the Republic of Guinea, where it is known from five stations (Fig. 3).

HABITAT. — Primary tropical submontane forest 700-970 m altitude.

PHENOLOGY. — Flowering was observed from late August to November.

ETYMOLOGY. — The epithet refers to the Forêt Classée de Pic de Fon, comprising the southern half of the Simandou range in the Republic of Guinea, from which the species was discovered and to which the species is strictly endemic on current evidence.

CONSERVATION STATUS. — Despite the fact that all known populations of *Gymnosiphon fonensis* Cheek, sp. nov. are found in or immediately adjacent to the Forêt Classée de Pic de Fon of the southern Simandou Range, anthropogenic pressure still represents a threat and the range of the species is taken as a single threat-based location in the sense of IUCN (2012). The Pic de Fon location is set to host a major open pit iron ore mine. All sites are on the footprint of the project. While the pit is not expected to directly impact sites for this species, there is a risk that despite best efforts to protect threatened species, there will be negative impacts linked with the activities and infrastructure associated with the expected ore extraction, such as dumping of waste rock, alteration of hydrology and construction of new roads. There has already been a decline in quality of habitat e.g. due to interventions for environmental surveys such as creation of paths (Cheek pers. obs. 2021 and 2022).

DESCRIPTION

Erect, probably perennial, herb 6.5-12(-15) cm tall above roots, above ground part 5-8.3 cm tall, glabrous, achlorophyllous, white when alive. Rhizome pale yellow, vertical, cylindrical-ellipsoid, 2.5-3 × 1.25-1.5 mm, lacking scale-leaves (Fig. 2A, B). Roots 10-17 per rhizome, vermiform, to 3.5 cm long c. 0.2 mm diam., sparingly branched (Fig. 2A, B). Tuber(s) absent. Stem (peduncle) terete, erect, single (sometimes the base of the previous season's peduncle evident adjacent to that of current season's (Fig. 2B).), unbranched or once branched from near the base, c. 0.75 mm in diameter, internodes (2.2-)5-7 mm long (underground) or 8-14 mm long (above ground). Scale-leaves sparse, but absent from the base, ovate-oblong 1.1-1.5 × 0.7-0.8 mm, apex rounded-truncate, base clasping the


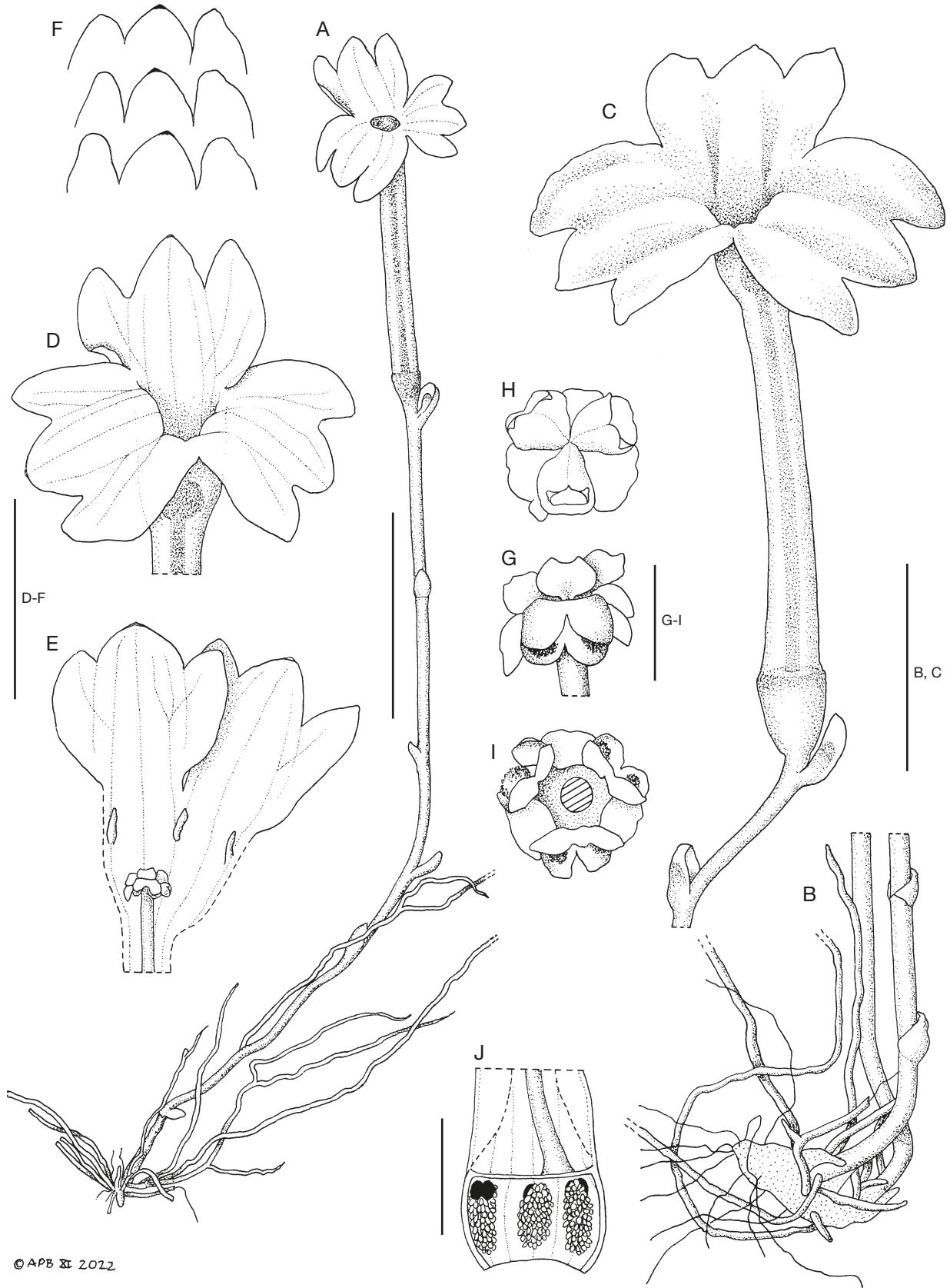


FIG. 1. — *Gymnosiphon fonensis* Cheek, sp. nov.: **A**, side view of inflorescence, note cylindrical distal portion of perianth tube; **B**, flower, three-quarter view; **C**, flower showing outer perianth lobes with equal lateral and median portions; **D**, *Gymnosiphon fonensis* Cheek, sp. nov. (left) with *Gymnosiphon samoritouranus* (right). **A**, **B**, from Cheek 19334, photo M. Cheek; **C**, **D**, from van der Burgt 1274, photo X. van der Burgt.

stem for 40-50% of its circumference, below surface adpressed to the inflorescence axis, above surface spreading by *c.* 45°. Inflorescence initially single-flowered then cymose-uniparous, 1-3-flowered, flowers developing in sequence. Bracts similar to scale-leaves. Pedicels 0.1-0.5 mm long. Flower white or slightly yellow in bud, white at anthesis, erect, the perianth tube translucent, sometimes curved, otherwise actinomorphic, 15-20 mm long, 10-11 mm wide at anthesis, scent not detected, if present faint (*van der Burgt 1274*; Cheek pers. obs. September 2022). Perianth tube (13-)14-18 mm long, cylindrical, 1.7-1.8 mm wide, distal portion of tube (above anther insertion) broadly cylindrical, 4 × 2-3 mm. Outer tepals 3, transversely oblong in outline, 4-5 × 4.5-6 mm, patent, with three parallel lobes, equal in length, apices rounded; lateral

lobes 1.5-2 mm wide, median 2-3 mm wide. Inner tepals (Fig. 2E) alternating with outer, inserted inside perianth tube at (1-)1.2-1.5 mm below the sinus of the outer lobes, narrowly oblong, erect, 0.8-0.9 × 0.2 mm, apex acute. Anthers (Fig. 2 G, I), inserted 3-4 mm below the corolla mouth, at base of the distal portion of the tube, becoming attached to the style head, each 0.5-0.6 mm long, 0.8 mm wide, the two lateral, anther cells orbicular, 0.4 mm wide, immediately adjacent to each other and not separated by the connective, connective absent or inconspicuous. Style cylindrical, 9-10 mm long, 3-lobed at apex, stigmatic head 1.35 mm wide, the three stigmas horizontal to slightly recurved, each obtriangular, 0.7-0.8 mm long, lacking filiform appendages (Fig. 2 G-I). Ovary cylindrical, outer surface lacking conspicuous ribs, 2 ×



© APB XI 2022

FIG. 2. — *Gymnosiphon fonensis* Check, sp. nov.: **A**, habit, whole plant; **B**, habit, base of plant showing: rhizome (dotted) with roots and two stem (peduncle) bases; **C**, flower and rhachis; **D**, distal part of open flower; **E**, corolla tube opened (distal portion) to show inner tepals in relation to style head (with stamens attached) and stigmas; **F**, lobing of corolla lobes (from one flower); **G**, stigmatic-style head, with stigmas above, anther cells below, side view; **H**, as **G** but dorsal view; **I**, as **G** but ventral view (style in transverse section); **J**, ovary opened with a longitudinal cut, to show the three placental masses with ovules, and (black) pairs of nectar glands; **A-I**, from *Cheek 19334*; **J**, from *van der Burgt 1274*. All drawn by Andrew Brown. Scale bars: **A**, 1 cm; **B, C**, 5 mm; **D-F**, 5 mm; **G-I**, 1 mm; **J**, 2 mm.

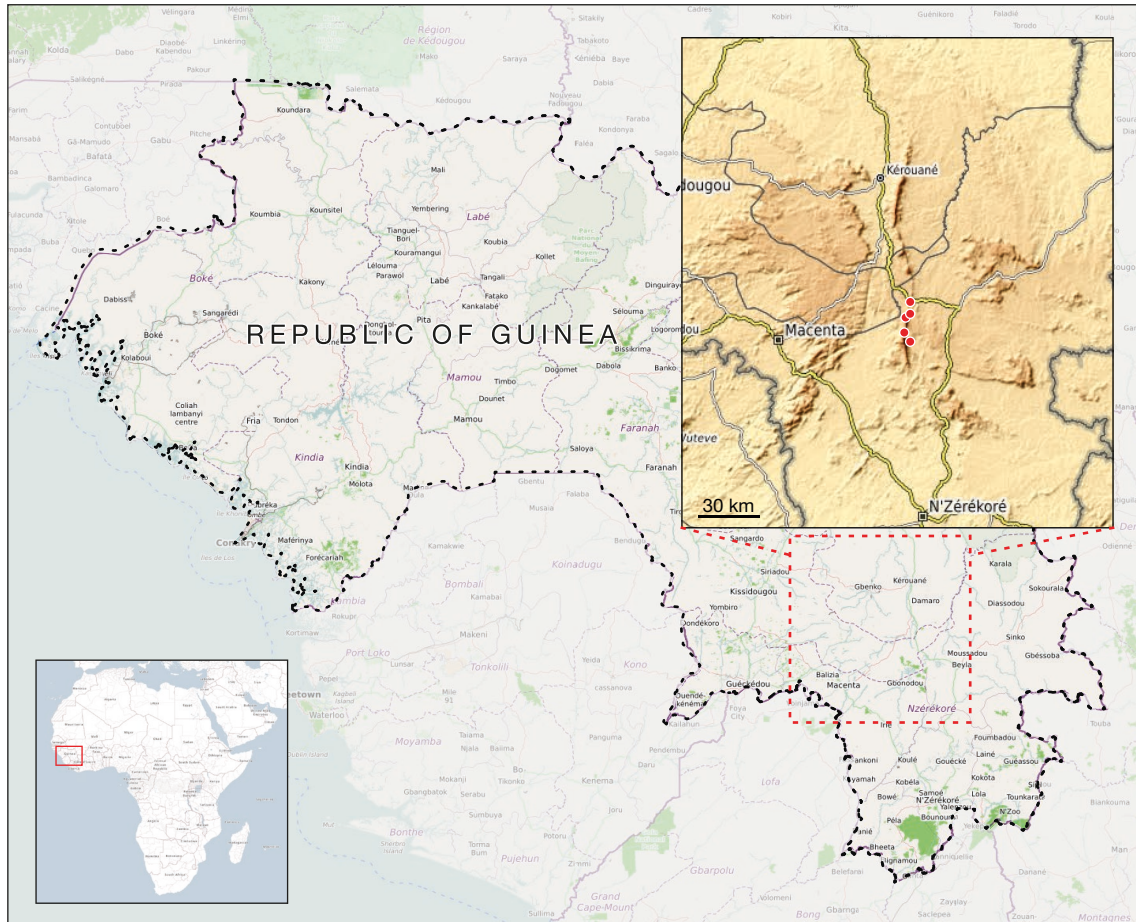


FIG. 3. — *Gymnosiphon fonensis* Cheek, sp. nov.: map of the global distribution. Adapted from Xander van der Burgt, map data Open Street Map.

1.65 mm, unilocular, with 3 protosepal, intruded parietal placentas, each placenta with 50-60 ovules; septal nectary glands six, each longitudinally ellipsoid *c.* 0.3 × 0.2 mm., in pairs flanking the protosepal immediately below the junction with the perianth tube (Fig. 2J). Fruit indehiscent, lacking ribs, globose-ellipsoid, 3.7-5.5 × 3-3.5 mm, walls membranous; distal perianth tube remains subcylindrical, tapering gradually towards the apex, *c.* (1.4)-4-5 × 1-1.2 mm; style exerted 2-4 mm from perianth tube remains. Seeds oblong, 0.25-0.4 × 0.15-0.2 mm, surface reticulate.

Five sites (Fig. 3) are recorded based on eight specimen or photographic records, each site with 2-*c.* 50 individuals observed. The largest number of individuals, *c.* 50 was recorded at the type location, a plot of *c.* 30 m × 10 m within the site of the Boyboyba Forest which itself measures *c.* 0.4 km² in area, while at the northernmost site, only two individuals were recorded. All five sites occur within small patches of submontane forest that appear to be dependent on streams. The forest patches are each far less than 1 km² in area, however in calculating the area of occupancy (AOO) we are required to use the IUCN (2012) mandatory grid cell-size of 4 km², therefore AOO for *Gymnosiphon fonensis* Cheek, sp. nov. is calculated as 20 km², meeting the threshold for Endangered. However, the actual area occupied by the species is likely to be

far less than 1 km² and is possibly less than 1 ha. For example, targeted searches at the Boyboyba Forest for achlorophyllous mycotrophs over several days in 2008 and 2022 by specialists (the authors) found *Gymnosiphon fonensis* Cheek, sp. nov. at only a single plot of *c.* 30 m × 10 m (see above) while other species of achlorophyllous mycotrophs were found in multiple spots over several hectares within the forest. The sites for *Gymnosiphon fonensis* Cheek, sp. nov. are globally distributed along a narrow *c.* 20 km north to south section of the Simandou Ridge. The extent of occurrence is calculated as 44 km².

We estimate that less than 100 mature (flowering-sized) individuals are known, qualifies the species as Endangered under Criterion D.

Since there have been past, present and future threats, there is a single threat-based location, and EOO meets the threshold for Critically Endangered under criterion Criterion B, we here assess *Gymnosiphon fonensis* Cheek, sp. nov. as Critically Endangered, CR B1a,b(iii). It is to be hoped that this species will be searched for and found at other locations which would allow a lower extinction risk assessment than that made here. However, since intensive targeted searches in the correct season in 2008 outside Simandou failed to find this species, the most conspicuous species of West African *Gymnosiphon* in terms of flower diameter (while more inconspicuous species

of the genus were found), it is strange that it has not been detected elsewhere before now, if it indeed has a wider range. However, sites such as Mt Bero where this species might be found have not yet been thoroughly surveyed at the correct season for achlorophyllous mycotrophs.

We recommend that a management plan is developed to ensure the survival of this species and is implemented following the protocols of Couch *et al.* (2022). This should include a public sensitisation programme, annual monitoring of the *Gymnosiphon fonensis* Cheek, sp. nov. (and also the Endangered *G. samouritoureanus*) populations to determine trends in survivorship and threats, potentially increased guarding of the forest habitat, and seedbanking. Cultivation and translocation of achlorophyllous mycotrophic flowering species such as *Gymnosiphon fonensis* Cheek, sp. nov. has not yet been achieved but should be possible if sufficient resources and time can be allocated for researching this, for which the first step should be to determine the autotrophic partner species of the fungi upon which the *Gymnosiphon* depends. Without this information, planning for the translocation of any achlorophyllous mycotroph has a low chance of success.

HISTORY OF THE DISCOVERY

The first record of *Gymnosiphon fonensis* Cheek, sp. nov. was made by BT in the Boyboyba forest 24 Aug. 2008, but the specimens were erroneously identified as *Gymnosiphon bekensis* by MC. Shortly afterwards at the same site, XVDB discovered two other *Gymnosiphon* species to be present one of which was described as *G. samouritoureanus* (Cheek & van der Burgt 2010) and assessed as Endangered (Couch & Cheek 2019). Subsequently, targeted searches for *Gymnosiphon* to determine the full range of the threatened species found at Simandou led by XVDB later in 2008 found *Gymnosiphon samouritoureanus* (and also *G. longistylus*) at several other sites at Simandou, and also at several sites at Mount Ziama, to the West. However, in contrast, *Gymnosiphon* “bekensis” (here named *G. fonensis* Cheek, sp. nov.) was not found elsewhere apart from at three other sites at Pic de Fon, Simandou, despite being much larger and more conspicuous in flower than any other West African *Gymnosiphon* species (e.g. Fig. 1D). *Gymnosiphon fonensis* Cheek, sp. nov. was not recorded again until early Sept. 2022. The most recent record of *G. fonensis* Cheek, sp. nov. was made at a new site 17 Sept. 2022 by AT.

NOTES ON THE BOYBOYBA FOREST

The type locality of *Gymnosiphon fonensis* Cheek, sp. nov. is a small plot c. 30 m × 10 m within the Boyboyba Forest, a small (c. 0.4 km²), ecologically unique submontane forest in the Loma-Man Mts, fed by numerous springs, seepages and streams, and which has several other highly threatened species, notably the largest global population recorded for *Keetia futa* Cheek (Rubiaceae), a forest liana globally unique to Pic de Fon, also Critically Endangered (Canteiro & Cheek 2019) and with a nearly identical extant geographical range to that of *Gymnosiphon fonensis* Cheek, sp. nov. The Boyboyba Forest

also holds the largest global population of an unusual, Endangered (provisional assessment) range-restricted Olacaceae liana, *Keita deniseae* Cheek (Cheek *et al.* 2024) and contains several other threatened species of plant. It is expected to yield additional new species to science.

The Boyboyba forest has the highest species diversity recorded in West Africa for achlorophyllous mycotrophic species with five species (Cheek & van der Burgt 2010). The five species are: *Campylosiphon* (formerly *Burmannia*) *congestus* (C.H. Wright) Maas (Burmanniaceae), *Sebaea oligantha* (Gilg) Schinz (Gentianaceae), *Gymnosiphon longistylus* (Benth.) Hutch., *G. samouritoureanus* and *G. fonensis* Cheek, sp. nov. (Burmanniaceae). All five species grow together in the single plot in which *Gymnosiphon fonensis* Cheek, sp. nov. is found. Range-restricted species potentially new to science in several animal groups are also in the course of being researched at Boyboyba (Eric Muller, pers. comm. to Cheek 2023).

DISCUSSION

Superficially, *Gymnosiphon fonensis* Cheek, sp. nov. resembles most closely *Gymnosiphon bekensis* of central Africa, and it is possible to hypothesise that the two share a recent common ancestor. The two differ in several other features apart from those documented in Table 1. In *Gymnosiphon fonensis* Cheek, sp. nov.:

The inflorescence is almost always monochasial (vs usually dichasial in *G. bekensis*).

The flowers have a short but distinct pedicel to c. 0.5 mm long (vs fully sessile in *G. bekensis*)

The anther connective is absent to inconspicuous (vs conspicuous, about as large as the anther cells in *G. bekensis*)

The septal nectar glands are only ¼ the length of the ovary cells (vs ½ the length in *G. bekensis*)

The seed surface is reticulate (vs verrucose in *G. bekensis*)

However, it cannot be ruled out that *Gymnosiphon fonensis* Cheek, sp. nov. may instead be sister to *Gymnosiphon samouritoureanus* with which it is sympatric, despite the disparity in size, colour, and shape and posture of the lateral parts of the outer tepal lobes. Both species share sessile or subsessile flowers. They also agree in the deep insertion of the inner tepal lobes, and in the two cells of the anthers being almost adjacent to each other, and not widely separated by the connective. The more or less horizontal, obtriangular stigmas are also similar, as are the proportion of the length of the (minute) nectar glands in relation to the length of the ovary. A molecular phylogenetic analysis is advisable to determine which species is sister to *Gymnosiphon fonensis* Cheek, sp. nov. Thus far such studies have included only three (all from Africa) of the ten species now known to occur in Africa and Madagascar (Cheek 2006; Merckx *et al.* 2006).

In the open flower (as studied in spirit preserved material of Cheek 19344) the anthers in *Gymnosiphon fonensis* Cheek, sp. nov. are unusual in the genus in that they appear to be attached to the style head below the stigmatic lobes

(see Fig. 2G, I), having presumably become detached from their site of development on the inner surface of the perianth tube as the flower develops towards anthesis. Therefore, the style head acts as a secondary pollen presenter, as occurs in several other plant families, e.g. Rubiaceae (Cheek & Dawson 2000; Lin *et al.* 2012). So far as we know, this is the first case of secondary pollen presentation recorded in the Burmanniaceae.

The discovery of *Gymnosiphon fonensis* Cheek, sp. nov., due to plans for adjacent research facilities, offers the possibility that the mystery of the pollination and seed dispersal, and other aspects of the biology of this pantropical genus, such as the identity of its mycorrhizal associates and their autotrophic partner species, might at last be resolved. To date concrete observations on these for the genus have been completely absent, and only speculation exists (Cheek 2006; Merckx 2008).

Acknowledgements

The specimens and observations cited in this paper were collected with the support of Simfer S. A. and those collected in 2022 under the framework of collaboration between RBG, Kew and Sylvatrop Consulting, and under the Memorandum of Collaboration between RBG, Kew and Université Gamal Abdel Nasser-Herbier National de Guinée (MINRESI), i.e. UGANC-HNG. We especially thank former Simfer Environment staff John Merry, Leon Payne, Thomas Williams, and current staff Mohamed Tahlaoui, Harry Nevard, M. Soumaoro and M. Diaby. At Sylvatrop, we thank especially Dr Eric Muller and Sylvain Dufour. The authors thank their colleagues at UGAN-C-HNG for support.

REFERENCES

BACHMAN S. P., NIC LUGHADHA E. M. & RIVERS M. C. 2018. — Quantifying progress towards a conservation assessment for all plants. *Conservation Biology* 32 (3): 516-524. <https://doi.org/10.1111/cobi.13071>

BACHMAN S. P., FIELD R., READER T., RAIMONDO D., DONALDSON J., SCHATZ G. E. & NIC LUGHADHA E. M. 2019. — Progress, challenges and opportunities for Red Listing. *Biological Conservation* 234: 45-55. <https://doi.org/10.1016/j.biocon.2019.03.002>

BAUTERS K., GOETGHEBEUR P., ASSELMAN P., MEGANCK K. & LARRIDON I. 2018. — Molecular phylogenetic study of *Scleria* subgenus *Hypoporum* (Sclerieae, Cyperoidae, Cyperaceae) reveals several species new to science. *PLoS One* 13 (9): e0203478 <https://doi.org/10.1371/journal.pone.0203478>

BEENTJE H. & CHEEK M. 2003. — *Glossary*, in BEENTJE H. (ed.), *Flora of Tropical East Africa*. Balkema, Lisse. <https://doi.org/10.1201/9781482283808>

BIDAULT E., LOWRY P. P. & STÉVART T. 2016. — *Polystachya orophila* (Orchidaceae, Polystachyinae), a new species from tropical West Africa, and clarification on the nomenclature and taxonomy of *P. microbambusa*. *Phytotaxa* 260: 247-257. <https://doi.org/10.11646/phytotaxa.260.3.4>

BRETELIER F. J. 2010. — Description of a new species of *Neuropletis* (Convolvulaceae) with a synopsis and a key to all African species. *Plant Ecology and Evolution* 143: 176-180. <https://doi.org/10.5091/plecevo.2010.387>

BRETELIER F. J. & WIERINGA J. J. 2018. — A synopsis of *Mendoncia* (Acanthaceae) in continental Africa including the description of two new species from western Central Africa and a new subspecies from West Africa. *Blumea-Biodiversity, Evolution and Biogeography of Plants* 63: 109-119. <https://doi.org/10.3767/blumea.2018.63.02.03>

BRETELIER F. J., BAKKER F. T. & JONGKIND C. C. 2015. — A synopsis of *Soyauxia* (Peridiscaceae, formerly Medusandraceae) with a new species from Liberia. *Plant Ecology and Evolution* 148: 409-419. <https://doi.org/10.5091/plecevo.2015.1040>

CANTEIRO C. & CHEEK M. 2019. — *Keetia futa*. *The IUCN Red List of Threatened Species* 2019: e.T140149404A140837345. <https://doi.org/10.2305/Iucn.Uk.2019-2.Rlts.T140149404A140837345.en> [accessed on 15 January 2023].

CHAMPLUVIER D. & DARBYSHIRE I. 2009. — A revision of the genera *Brachystephanus* and *Oreacanthus* (Acanthaceae) in tropical Africa. *Systematics and Geography of Plants* 79: 115-192. <https://www.jstor.org/stable/25746605>

CHEEK M. 2004a. — Kupeaeae, a new tribe of *Triuridaceae* from Africa. *Kew Bulletin* 58: 939-949. <https://doi.org/10.2307/4111207>

CHEEK M. 2004b. — A new species of *Afrothismia* (Burmanniaceae) from Kenya. *Kew Bulletin* 58: 951-955. <https://doi.org/10.2307/4111208>

CHEEK M. 2006. — African Saprophytes: new discoveries, in GHAZANFAR S. A. & BEENTJE H. J. (eds), *Taxonomy and Ecology of African Plants, their Conservation and Sustainable Use*. Proceedings of the 17th Aetfat Congress, Addis Ababa, Ethiopia. Royal Botanic Gardens Kew, London: 693-697.

CHEEK M. 2009. — Burmanniaceae, in TIMBERLAKE J. (ed.), *Flora Zambesiaca* 12 (2): 145-148.

CHEEK M. & CABLE S. 1997. — Plant Inventory for conservation management: the Kew-Earthwatch programme in Western Cameroon, 1993-96, in DOOLAN S. (ed.) *African Rainforests and the Conservation of Biodiversity*. Earthwatch Europe, Oxford: 29-38.

CHEEK M. & CABLE S. 2000. — *Oxygyne triandra*. *The IUCN Red List of Threatened Species* 2000: e.T39556A10248327. <https://doi.org/10.2305/Iucn.Uk.2000.Rlts.T39556A10248327.en> [accessed on 30 January 2023].

CHEEK M. & DAWSON S. 2000. — A synoptic revision of *Belonophora* (Rubiaceae). *Kew Bulletin*: 63-80. <https://doi.org/10.2307/4117761>

CHEEK M. & HABA P. M. 2016b. — Spiny African *Allophylus* (Sapindaceae): a synopsis. *Kew Bulletin* 71: 55. <https://doi.org/10.1007/S12225-016-9672-3>

CHEEK M. & HABA P. M. 2016a. — *Inversodicraea* Engl. resurrected and *I. pepehabei* sp. nov. (Podostemaceae), a submontane forest species from the Republic of Guinea. *Kew Bulletin* 71: 1-8. <https://doi.org/10.1007/s12225-016-9673-2>

CHEEK M. & LEBBIE A. 2018. — *Lebbiea* (Podostemaceae-Podostemoideae), a new, nearly extinct genus with foliose tepals, in Sierra Leone. *PLoS One* 13 (10): e0203603. <https://doi.org/10.1371/journal.pone.0203603>

CHEEK M. & LUKE W. R. Q. 2023. — A taxonomic synopsis of unifoliolate continental African *Vepriis* (Rutaceae). *Kew Bulletin* 78: 469-497. <https://doi.org/10.1007/s12225-023-10120-0>

CHEEK M. & NDAM N. 1996. — Saprophytic Flowering Plants of Mount Cameroon, in VAN DER MAESEN L. J. G., VAN DER BURGT X. M. & VAN MEDENBACH DE ROOY J. M. (eds), *The Biodiversity of African Plants*. Proceedings XIV Aetfat Congress, Kluwer: 612-617. https://doi.org/10.1007/978-94-009-0285-5_74

CHEEK M. & TRACLET S. 2020. — *Gymnosiphon mayottensis* Cheek sp. nov. (Burmanniaceae) a new species from Mayotte, Comoro Islands. *Adansonia*, sér. 3, 40 (2): 179-188. <https://doi.org/10.5252/adansonia2020v42a8>. <http://adansonia.com/42/8>

CHEEK M. & VAN DER BURGT X. M. 2010. — *Gymnosiphon samoritourenus* (Burmanniaceae) a new species from Guinea, with new records of other achlorophyllous heteromycotrophs. *Kew Bulletin* 65: 83-88. <https://doi.org/10.1007/s12225-010-9180-9>

- CHEEK M. & WILLIAMS S. 1999. — A review of African saprophytic flowering plants, in TIMBERLAKE J. & KATIVU S. (EDS), *African Plants. Biodiversity, Taxonomy & Uses*. Proceedings of the 15th Aetfat Congress at Harare, Zimbabwe. Royal Botanic Gardens, Kew, London: 39-49.
- CHEEK M. & WILLIAMS T. 2016. — *Psychotria samoritourei* (Rubiaceae), a new liana species from Loma-Man in Upper Guinea, West Africa. *Kew Bulletin* 7: 1-6. <https://doi.org/10.1007/s12225-016-9638-5>
- CHEEK M., WILLIAMS S. & ETUGE M. 2003. — *Kupea martinetegei*, a new genus and species of Triuridaceae from western Cameroon. *Kew Bulletin* 58: 225-228. <https://doi.org/10.2307/4119366>
- CHEEK M., WILLIAMS S. A. & BROWN A. 2008. — *Gymnosiphon marieae* sp. nov. (Burmanniaceae) from Madagascar, a species with tepal-mediated stigmatic extension. *Nordic Journal of Botany* 26: 230-234. <https://doi.org/10.1111/j.1756-1051.2008.00339.x>
- CHEEK M., CHALLEN G., LEBBIE A., BANKS H., BARBERÁ P. & RIINA R. 2016. — Discovering *Karima* (Euphorbiaceae), a New Crotonoid Genus from West Tropical Africa Long Hidden within Croton. *PLoS One* 11(4): e0152110. <https://doi.org/10.1371/journal.pone.0152110>
- CHEEK M., FEIKA A., LEBBIE A., GOYDER D., TCHIENGUE B., SENE O., TCHOUTO P. & VAN DER BURGT X. M. 2017. — A synoptic revision of *Inversodicraea* (Podostemaceae). *Blumea* 62: 125-156. <https://doi.org/10.3767/blumea.2017.62.02.07>
- CHEEK M., MAGASSOUBA S., MOLMOU D., DORÉ T. S., COUCH C., YASUDA S., GORE C., GUEST A., GRALL A., LARRIDON I., BOUSQUET I. H., GANATRA B. & GOSLINE G. 2018a. — A key to the species of *Keetia* (Rubiaceae-Vanguerieae) in West Africa, with three new, threatened species from Guinea and Ivory Coast. *Kew Bulletin* 73 (4): 1-15. <https://doi.org/10.1007/s12225-018-9783-0>
- CHEEK M., MAGASSOUBA S., HOWES M. J. R., DORÉ T., DOUMBOUYA S., MOLMOU D., GRALL A., COUCH C. & LARRIDON I. 2018b. — *Kindia* (Pavetteae, Rubiaceae), a new cliff-dwelling genus with chemically profiled colleter exudate from Mt Gangan, Republic of Guinea. *PeerJ* 6: e4666. <https://doi.org/10.7717/peerj.4666>
- CHEEK M., GOSLINE G. & ONANA J. M. 2018c. — *Vepris bali* (Rutaceae), a new critically endangered (possibly extinct) cloud forest tree species from Bali Ngemba, Cameroon. *Willdenowia* 48: 285-292. <https://doi.org/10.3372/wi.48.48207>
- CHEEK M., TSUKAYA H., RUDALL P. J. & SUETSUGU K. 2018d. — Taxonomic monograph of *Oxygyne* (Thismiaceae), rare achlorophyllous mycoheterotrophs with strongly disjunct distribution. *PeerJ* 6: e4828. <https://doi.org/10.7717/peerj.4828>
- CHEEK M., HABA P. M., KONOMOU G. & VAN DER BURGT X. M. 2019a. — *Ternstroemia guineensis* (Ternstroemiaceae), a new endangered, submontane shrub with neotropical affinities, from Kounoukan, Guinea, W. Africa. *Willdenowia* 49: 351-360. <https://doi.org/10.3372/wi.49.49306>
- CHEEK M., ETUGE M. & WILLIAMS S. A. 2019b. — *Afrothismia kupensis* sp. nov. (Thismiaceae), Critically Endangered, with observations on its pollination and notes on the endemics of Mt Kupe, Cameroon. *Blumea* 64: 158-164 (2019). <https://doi.org/10.3767/blumea.2019.64.02.06>
- CHEEK M., MOLMOU D., JENNINGS L., MAGASSOUBA S. & VAN DER BURGT X. M. 2019c. — *Inversodicraea koukoutamba* and *I. tassing* (Podostemaceae), new waterfall species from Guinea, West Africa. *Blumea-Biodiversity, Evolution and Biogeography of Plants* 64 (3): 216-224. <https://doi.org/10.3767/blumea.2019.64.03.03>
- CHEEK M., ONANA J.-M., YASUDA S., LAWRENCE P., AMEKA G. & BUINOVSKAJA G. 2019d. — Addressing the *Vepris verdoorniana* complex (Rutaceae) in West Africa, with two new species. *Kew Bulletin* 74: 53. <https://doi.org/10.1007/S12225-019-9837-Y>
- CHEEK M., HABA P. K. & CISSE S. 2020a. — *Hibiscus fabiana* sp. nov. (Malvaceae) from the Guinea Highlands (West Africa). *Blumea, Biodiversity, Evolution and Biogeography of Plants* 65 (1): 69-74. <https://doi.org/10.3767/blumea.2020.65.01.08>
- CHEEK M., NIC LUGHADHA E., KIRK P., LINDON H., CARRETERO J., LOONEY B., DOUGLAS B., HAELEWATERS D., GAYA E., LLEWELLYN T., AINSWORTH M., GAFFOROV Y., HYDE K., CROUS P., HUGHES M., WALKER B. E., FORZZA R. C., WONG K. M. & NISKANEN T. 2020b. — New scientific discoveries: plants and fungi. *Plants, People Planet* 2: 371-388. <https://doi.org/10.1002/ppp3.10148>
- CHEEK M., TCHIENGUE B. & VAN DER BURGT X. M. 2021. — Taxonomic revision of the threatened African genus *Pseudohydrosme* Engl. (Araceae), with *P. ebo*, a new, critically endangered species from Ebo, Cameroon. *PeerJ* 9: e10689 <https://doi.org/10.7717/peerj.10689>
- CHEEK M., MOLMOU D., MAGASSOUBA S. & GHOGUE J. P. 2022a. — Taxonomic revision of *Saxicolella* (Podostemaceae), African waterfall plants highly threatened by Hydro-Electric projects. *Kew Bulletin* 1-31. <https://doi.org/10.1007/s12225-022-10019-2>
- CHEEK M., DARBYSHIRE I. & ONANA J. M. 2023a. — Discovery and conservation of *Monanthotaxis bali* (Annonaceae) a new Critically Endangered (possibly extinct) montane forest treelet from Bali Ngemba, North West Region, Cameroon. *Kew Bulletin* 78: 259-270 <https://doi.org/10.1007/s12225-023-10117-9>
- CHEEK M., SOTO GOMEZ M., GRAHAM S. W. & RUDALL P. J. 2023b. — Afrothismiaceae (Dioscoreales), a new fully mycoheterotrophic family endemic to tropical Africa. *Kew Bulletin* 59: 63-73. <https://doi.org/10.1007/s12225-023-10124-w>
- CHEEK M., MOLMOU D., GOSLINE G. & MAGASSOUBA S. 2024. — *Keita* (Aptandraceae-Olacaceae s.l.), a new genus for African species previously ascribed to *Anacolosa*, including *K. deniseae* sp. nov., an Endangered submontane forest liana from Simandou, Republic of Guinea. *Kew Bulletin* 79: 317-332. <https://doi.org/10.1007/s12225-024-10172-w>
- COUCH C. & CHEEK M. 2019. — *Gymnosiphon samoritoureanus*. *The IUCN Red List of Threatened Species* 2019: e.T85730821A85730839. <https://doi.org/10.2305/IUCN.Uk.2019-2.Rlts.T85730821A85730839.en> (accessed on 15 January 2023).
- COUCH C., CHEEK M., HABA P. M., MOLMOU D., WILLIAMS J., MAGASSOUBA S., DOUMBOUYA S. & DIALLO Y. M. 2019. — *Threatened Habitats and Important Plant Areas (Tipas) of Guinea, West Africa*. Royal Botanic Gardens, Kew, London. <https://doi.org/10.34885/170>
- COUCH C., MOLMOU D., MAGASSOUBA S., DOUMBOUYA S., DIAWARA M., DIALLO M. Y., KEITA S. M., KONÉ F., DIALLO M. C., KOUROUMA S., DIALLO M. B., KEITA M. S., OULARÉ A., DARBYSHIRE I., GOSLINE G., NIC LUGHADHA E., VAN DER BURGT X. M., LARRIDON I. & CHEEK M. 2022. — Piloting development of species conservation action plans in Guinea. *Oryx* 57 (4): 497-506. <https://doi.org/10.1017/s0030605322000138>
- DARBYSHIRE I., PEARCE L. & BANKS H. 2011. — The genus *Isoglossa* (Acanthaceae) in west Africa. *Kew Bulletin* 66: 425-439. <https://doi.org/10.1007/s12225-011-9292-x>
- DARBYSHIRE I., ANDERSON S., ASATRYAN A., BYFIELD A., CHEEK M., CLUBBE C., GHRABI Z., HARRIS T., HEATUBUN C. D., KALEMA J., MAGASSOUBA S., MCCARTHY B., MILLIKEN W., MONTMOLLIN B. DE, NIC LUGHADHA E., ONANA J. M., SAIDOU D., SARBU A., SHRESTHA K. & RADFORD E. A. 2017. — Important Plant Areas: revised selection criteria for a global approach to plant conservation. *Biodiversity Conservation* 26: 1767-1800. <https://doi.org/10.1007/s10531-017-1336-6>
- DESCOURVIÈRES P., FARMINHÃO J. N. M., DROISSART V., DUBUISON J.-Y., SIMO-DROISSART M. & STÉVART T. 2018. — A new genus of angraecoid orchids (Orchidaceae: Angraecinae) with highly distinctive pollinaria morphology, including three new species from tropical West and Central Africa. *Phytotaxa* 373 (2): 99-120. <https://doi.org/10.11646/phytotaxa.373.2.1>
- FISCHER E., DARBYSHIRE I. & CHEEK M. 2012. — *Striga magnibracteata* (Orobanchaceae), a new species from Guinea and Mali. *Kew Bulletin* 66: 1-5. <https://doi.org/10.1007/s12225-011-9296-6>

- FITZGERALD M., NACKONEY J., POTAPOV P., & TURUBANOVA S. 2021. — Agriculture is the primary driver of tree cover loss across the Forestière region of the Republic of Guinea, Africa. *Environmental Research Communications* 3: 121004. <https://doi.org/10.1088/2515-7620/ac4278>
- GOLDBLATT P. & MANNING J. C. 2010. — *Geosiris albiflora* (Geosiridoideae), a new species from the Comoro Archipelago. *Bothalia* 40: 169-171. <https://doi.org/10.4102/abc.v40i2.208>
- GOSLINE G., BIDAULT E., VAN DER BURGT X. M., CAHEN D., CHALLEN G., CONDÉ N., COUCH C., COUVREUR T. L., DAGALLIER L. M., DARBYSHIRE I., DAWSON S., DORÉ T. S., GOYDER D., GRALL A., HABA P., HABA P., HARRIS D., HIND D. N., JONGKIND C., KONOMOU G., LARRIDON I., LEWIS G., LEY A., LOCK M., LUCAS E., MAGASSOUBA S., MAYO S., MOLMOU D., MONRO A., ONANA J. M., PAIVA J., PATON A., PHILIPS S., PRANCE G., QUINTANAR A., ROKNI S., SHAH T., SCHRIRE B., SCHUITEMAN A., SIMÕES A. R. G., SOSEF M., STÉVART T., STONE R. D., UTTERIDGE T., WILKIN P., XANTHOS M., LUGHADHA E. N. & CHEEK M. 2023. — Checklist of the Vascular Plants of the Republic of Guinea-printable format (1.10). *Zenodo*. <https://doi.org/10.5281/zenodo.7734985>
- GOYDER D. J. 2009. — *Xysmalobium samoritourei* (Apocynaceae: Asclepiadoideae), a new species from the Guinea Highlands of West Africa. *Kew Bulletin* 63: 473-475. <https://doi.org/10.1007/s12225-008-9059-1>
- GRAY B., MAHYUNI R. & LOW Y. W. 2019. — *Gymnosiphon queenslandicus* (Burmanniaceae), a new addition to the mycoheteroph flora of tropical rainforest in Australia. *Australian Systematic Botany* 32: 139-145. <https://doi.org/10.1071/Sb18035>
- IPNI (International Plant Names Index, continuously updated). — <https://www.ipni.org/ipni/> (accessed: 01/2023).
- IUCN 2012. — *IUCN Red List Categories: version 3.1*. Prepared by the IUCN Species Survival Commission. Iucn Gland, Switzerland and Cambridge, UK.
- JONGKIND C. C. H. 2010. — *Jasminum cuneatum* Jongkind (Oleaceae), a new species from Guinée, Liberia and Côte d'Ivoire. *Adansonia*, sér. 3, 32 (1): 141-143. <https://doi.org/10.5252/a2010n1a9>
- JONGKIND C. C. H. 2013. — *Cola baldwinii* (Malvaceae: Sterculioideae), a new forest tree species from Liberia, Sierra Leone and Guinée. *Plant Ecology and Evolution* 146: 246-249. <https://doi.org/10.5091/plecevo.2013.801>
- JONGKIND C. C. H. 2018. — Two new *Gaertnera* species (Rubiaceae) from West Africa. *Willdenowia* 48: 391-397. <https://doi.org/10.3372/wi.48.48308>
- JONGKIND C. C. H. 2023. — *Erianthemum nimbaense* and *Phragmanthera cegeniana* (Loranthaceae), two new Endangered mistletoes from the Nimba Mountains in Guinea, West Africa. *Kew Bulletin* 78: 229-233. <https://doi.org/10.1007/s12225-023-10075-2>
- JONGKIND C. C. H. & DE WINTER W. 2015. — *Blotiella confusa* Jongkind & W. de Winter, sp. nov. (Dennstaedtiaceae), a new species from lowland tropical West Africa, and its distinction from *B. reducta* (C. Chr) Rm Tryon. *Adansonia*, sér. 3, 37(1): 7-12. <https://doi.org/10.5252/a2015n1a1>
- JONGKIND C. C. H. & VOLLESEN K. 2011. — *Justicia jamisonii* Jongkind & Vollesen (Acanthaceae), a new species from Guinée, Côte d'Ivoire and Kenya. *Kew Bulletin* 66: 609-611. <https://doi.org/10.1007/s12225-011-9300-1>
- JONKER F. P. 1938. — A Monograph of the Burmanniaceae. *Mededeelingen van het Botanisch Musuem en Herbarium van de Rijksuniversiteit te Utrecht* 51 (1): 1-279.
- KEAY R. W. J. & HEPPER F. N. 1954-1972. — *Flora of West Tropical Africa*. Vol. 1-3. Crown Agents for Oversea Governments and Administrations, London. <https://doi.org/10.2307/4108809>
- LETOUZEY R. 1968. — *Gymnosiphon bekensis* R.Let. (Burmanniaceae Nouvelle d'Afrique centrale). *Adansonia*, sér. 2, 7: 169-172. <https://doi.org/10.2305/iucn.uk.2019-3.rlts.t116122959a116122962.en>
- LIN H., FAN X., ZHOU X. & GAO J. 2012. — Self-interference is reduced in a secondary pollen presentation species, *Duperrea pavettifolia* (Rubiaceae). *Flora-Morphology, Distribution, Functional Ecology of Plants* 207 (12): 895-902. <https://doi.org/10.1016/j.flora.2012.10.001>
- LISOWSKI S. 2009. — Flore (Angiospermes) de la République de Guinée. *Scripta Botanica Belgica* 41. <https://doi.org/10.21825/af.v26i2.18077>
- MAAS-VAN DE KAMER H. 1998. — Burmanniaceae, in KUBITZKI K. (ed.), *The Family and Genera of Vascular Plants III*. Monocots, Liliaceae (except Orchidaceae). Springer, Berlin. https://doi.org/10.1007/978-3-662-03533-7_21
- MAAS P. J. M. & MAAS-VAN DE KAMER H. 2010. — Burmanniaceae, in SOSEF M. S. M. *et al.* (eds), *Flore du Gabon* 41: 11-22, 67, 68.
- MAAS-VAN DE KAMER H., MAAS P. J. M., WIERINGA J. J. & SPECHT, C. D. 2016. — Monograph of African Costaceae. *Blumea-Biodiversity, Evolution and Biogeography of Plants* 61 (3): 280-318. <https://doi.org/10.3767/000651916x694445>
- MERCKX V. S. F. T. 2008. — *Mycoheterotrophy in Dioscoreales*. PhD Thesis. Katholieke Universiteit Leuven, 217 p.
- MERCKX V. S. F. T., SCHOLS P., MAAS-VAN DER KAMER H., MAAS P. 2006. — Phylogeny and evolution of Burmanniaceae (Dioscoreales) based on nuclear and mitochondrial data. *American Journal of Botany* 93: 1684-1998. <https://doi.org/10.3732/ajb.93.11.1684>
- MOXON-HOLT L. & CHEEK M. 2021. — *Pseudohydrosme bogneri* sp. nov. (Araceae), a spectacular Critically Endangered (Possibly Extinct) species from Gabon, long confused with *Anchomanes nigritianus*. *Aroideana* 44 (1): 110-131.
- NIC LUGHADHA E., GOVAERTS R., BELYAEVA I. *et al.* 2016. — Counting counts: Revised estimates of numbers of accepted species of flowering plants, seed plants, vascular plants and land plants with a review of other recent estimates. *Phytotaxa* 272: 82-88. <https://doi.org/10.11646/phytotaxa.272.1.5>
- NURALIEV M. S., CHEEK M. & BEER A. S. 2016. — *Seychellaria barbata* (Triuridaceae), a new species from Marojejy National Park, Madagascar. *Phytotaxa* 268: 229-243. <https://doi.org/10.11646/phytotaxa.268.4.1>
- ONANA J. M. & CHEEK M. 2011. — *Red Data Book of the Flowering Plants of Cameroon: IUCN Global Assessments*. Royal Botanic Gardens, Kew, 578 p.
- PHILLIPS S. M. & MESTERHÁZY A. 2015. — Revision of small ephemeral species of *Eriocaulon* (Eriocaulaceae) in West Africa with long involucre bracts. *Kew Bulletin* 70 (1): 1-17. <https://doi.org/10.1007/s12225-014-9557-2>
- PHILLIPS S., FOFANA F. & CHEEK M. 2018. — *Mesanthemum tuberosum* Lecomte resurrected from *M. prescottianum* (Bong.) Körn. (Eriocaulaceae), variation and lectotypification. *Kew Bulletin* 73: 13. <https://doi.org/10.1007/s12225-018-9744-7>
- PHILLIPSON P., HOOPER O., HABA P., CHEEK M. & PATON A. 2019. — Three species of *Coleus* (Lamiaceae) from the Guinean Highlands: a new species, a new combination and clarification of *Coleus splendidus*. *Kew Bulletin* 74: 24. <https://doi.org/10.1007/s12225-019-9812-7>
- PRANCE G. T. & JONGKIND C. C. 2015. — A revision of African Lecythidaceae. *Kew Bulletin* 70: 1-68. <https://doi.org/10.1007/s12225-014-9547-4>
- ROSEN D. J. 2010. — New species of *Eleocharis* subgen. *Limnochloa* (Cyperaceae) from the old and new world tropics. *Novon* 20 (1): 73-77. <https://doi.org/10.3417/2008028>
- SAINGE M. N., FRANKE T., MERCKX M. & ONANA J. M. 2010. — Distribution of myco-heterotrophic (saprophytic) plants of Cameroon, in VAN DER BURGT X. M., VAN DER MAESEN J. & ONANA J. M. (eds), *Systematics and Conservation of African Plants*. Royal Botanic Gardens, Kew, London: 281-288.
- SAYER J. A., HARCOURT C. S. & COLLINS N. M. 1992. — *The Conservation Atlas of Tropical Forests: 485 Africa*. IUCN and Simon and Schuster, Cambridge. <https://doi.org/10.1007/978-1-349-12961-4>

- THIERS B. (continuously updated). — *Index Herbariorum: A Global Directory of Public Herbaria and Associated Staff*. New York Botanical Garden's Virtual Herbarium. <http://sweetgum.nybg.org/ih/>
- TURLAND N. J., WIERSEMA J. H., BARRIE F. R., GREUTER W., HAWKSWORTH D. L., HERENDEEN P. S., KNAPP S., KUSBER W.-H., LI D.-Z., MARHOLD K., MAY T. W., MCNEILL J., MONRO A. M., PRADO J., PRICE M. J. & SMITH G. F. (eds) 2018. — International Code of Nomenclature for algae, fungi, and plants (Shenzhen Code) adopted by the Nineteenth International Botanical Congress. Shenzhen, China, July 2017. Glashütten: Koeltz Botanical Books. [= *Regnum Veg.* 159]. <https://doi.org/10.12705/code.2018>
- VAN DER BURGT X. M., HABA P. K., HABA P. M. & GOMAN A. S. 2012. — *Eriosema triformum* (Leguminosae: Papilionoideae), a new unifoliolate species from Guinea, West Africa. *Kew Bulletin* 67: 263-271. <https://doi.org/10.1007/s12225-012-9357-5>
- VAN DER BURGT X. M., MOLMOU D., DIALLO A., KONOMOU G., HABA P. M. & MAGASSOUBA S. 2018. — *Talbotiella cheekii* (Leguminosae: Detarioideae), a new tree species from Guinea. *Kew Bulletin* 73 (2): 1-8. <https://doi.org/10.1007/s12225-018-9755-4>
- VAN DER BURGT X. M., KONOMOU G., HABA P. M. & MAGASSOUBA S. 2019. — *Gladiolus mariae* (Iridaceae), a new species from fire-free shrubland in the Kounoukan Massif, Guinea. *Willdenowia* 49: 117-126. <https://doi.org/10.3372/wi.49.49112>
- VAN DER BURGT X. M., HABA P. M., MAGASSOUBA S. & VERANSO-LIBALAH M. C. 2022. — *Benna alternifolia* (Melastomataceae: Sonerileae), a new herbaceous genus and species from Guinea, West Africa. *Willdenowia* 52 (1): 25-37. <https://doi.org/10.3372/wi.52.52102>
- VERLOOVE F., BROWNING J., & MESTERHAZY A. 2019. — *Pycreus rubidomontanus* (Cyperaceae), a widespread but undescribed species from tropical West Africa. *Phytotaxa* 405 (2): 83-90. <https://doi.org/10.11646/phytotaxa.405.2.3>
- XANTHOS M., KONOMOU G., HABA P. M. & VAN DER BURGT X. M. 2020. — *Trichantheceium tenerium* (Poaceae: Panicoideae), a new species from Guinea-Conakry. *Kew Bulletin* 75 (1): 1-7. <https://doi.org/10.1007/s12225-020-9864-8>
- XANTHOS M., KONOMOU G., HABA P. M. & VAN DER BURGT X. M. 2021. — *Ctenium bennae* (Poaceae; Chloridoideae), a new rheophytic species from Guinea-Conakry. *Kew Bulletin* 76 (4): 745-750. <https://doi.org/10.1007/s12225-021-09989-6>
- XU K. W., CHEN C. W., KAMAU P., LIAO W. B., & ZHANG L. B. 2019. — Four new species of the fern genus *Hymenasplenium* (Aspleniaceae) from Africa and Asia. *Phytotaxa* 416 (1): 34-42. <https://doi.org/10.11646/phytotaxa.416.1.4>

Submitted on 22 February 2023;
accepted on 17 February 2024;
published on 1 July 2024.