


*Bergia cuddalorensis* S. Soosairaj, sp. nov. (Elatinaceae),  
a new species from Tamil Nadu, India

Joseph LINCY & Sebastian SOOSAIRAJ



DIRECTEUR DE LA PUBLICATION / *PUBLICATION DIRECTOR*: Gilles Bloch  
Président du Muséum national d'Histoire naturelle

RÉDACTEUR EN CHEF / *EDITOR-IN-CHIEF*: Thierry Deroin

RÉDACTEURS / *EDITORS*: Porter P. Lowry II; Zachary S. Rogers; Mathieu Gardère

ASSISTANT DE RÉDACTION / *ASSISTANT EDITOR*: Emmanuel Côté (adanson@mnhn.fr)

MISE EN PAGE / *PAGE LAYOUT*: Emmanuel Côté

COMITÉ SCIENTIFIQUE / *SCIENTIFIC BOARD*:

F. Blasco (CNRS, Toulouse)  
M. W. Callmänder (Conservatoire et Jardin botaniques de Genève)  
J. A. Doyle (University of California, Davis)  
P. K. Endress (Institute of Systematic Botany, Zürich)  
P. Feldmann (Cirad, Montpellier)  
L. Gautier (Conservatoire et Jardin botaniques de Genève)  
F. Ghahremaninejad (Kharazmi University, Téhéran)  
K. Iwatsuki (Museum of Nature and Human Activities, Hyogo)  
A. A. Khapugin (Tyumen State University, Russia)  
J.-Y. Lesouef (Conservatoire botanique de Brest)  
P. Morat (Muséum national d'Histoire naturelle, Paris)  
J. Munzinger (Institut de Recherche pour le Développement, Montpellier)  
S. E. Rakotoarisoa (Millenium Seed Bank, Royal Botanic Gardens Kew, Madagascar Conservation Centre, Antananarivo)  
P. H. Raven (Missouri Botanical Garden, St. Louis)  
G. Tohmé (Conseil national de la Recherche scientifique Liban, Beyrouth)  
J. G. West (Australian National Herbarium, Canberra)  
J. R. Wood (Oxford)

COUVERTURE / *COVER*:

Réalisée à partir des Figures de l'article/*Made from the Figures of the article.*

*Adansonia* est indexé dans / *Adansonia is indexed in*:

- Science Citation Index Expanded (SciSearch®)
- ISI Alerting Services®
- Current Contents® / Agriculture, Biology, and Environmental Sciences®
- Scopus®

*Adansonia* est distribué en version électronique par / *Adansonia is distributed electronically by*:

- BioOne® (<http://www.bioone.org>)

*Adansonia* est une revue en flux continu publiée par les Publications scientifiques du Muséum, Paris  
*Adansonia is a fast track journal published by the Museum Science Press, Paris*

Les Publications scientifiques du Muséum publient aussi / *The Museum Science Press also publish: Geodiversitas, Zoosystema, Anthropozoologica, European Journal of Taxonomy, Naturae, Cryptogamie* sous-sections *Algologie, Bryologie, Mycologie, Comptes Rendus Palevol*

Diffusion – Publications scientifiques Muséum national d'Histoire naturelle  
CP 41 – 57 rue Cuvier F-75231 Paris cedex 05 (France)  
Tél.: 33 (0)1 40 79 48 05 / Fax: 33 (0)1 40 79 38 40  
diff.pub@mnhn.fr / <http://sciencepress.mnhn.fr>

© Publications scientifiques du Muséum national d'Histoire naturelle, Paris, 2025  
ISSN (imprimé / *print*): 1280-8571/ ISSN (électronique / *electronic*): 1639-4798

# ***Bergia cuddalorensis* S. Soosairaj, sp. nov. (Elatinaceae), a new species from Tamil Nadu, India**

**Joseph LINCY  
Sebastian SOOSAIRAJ**

Department of Botany, St. Joseph's College (Autonomous),  
(affiliated to Bharathidasan University, Tiruchirappalli),  
Tiruchirappalli, Tamil Nadu (India)  
pspssoosai@yahoo.co.in (corresponding author)

Submitted on 15 July 2024 | accepted on 4 September 2024 | published on 13 January 2025

Lincy J. & Soosairaj S. 2025. — *Bergia cuddalorensis* S. Soosairaj, sp. nov. (Elatinaceae), a new species from Tamil Nadu, India. *Adansonia*, sér. 3, 47 (1): 1-6. <https://doi.org/10.5252/adansonia2025v47a1>. <http://adansonia.com/47/1>

## **ABSTRACT**

### **KEY WORDS**

Elatinaceae,  
Bergia,  
India,  
Tamil Nadu,  
new species.

*Bergia cuddalorensis* S. Soosairaj, sp. nov. a new species from Tamil Nadu, India, has some distinct characteristics that set it apart from other related species like *B. trimera* Fisch. & C.A. Mey., *B. ammannioides* Roxb., and *B. suffruticosa* (Delile) Fenzl. It can be distinguished by the number of stamens, the shape of sepals, leaves and stipules as well as trichome features. A key to the Indian species of *Bergia* L. is provided.

## **RÉSUMÉ**

### **MOTS CLÉS**

Elatinaceae,  
Bergia,  
Inde,  
Tamil Nadu,  
espèce nouvelle.

*Bergia cuddalorensis* S. Soosairaj, sp. nov. une nouvelle espèce du Tamil Nadu, Inde, présente des caractéristiques distinctes qui la distinguent d'autres espèces apparentées comme *B. trimera* Fisch. & C.A.Mey., *B. ammannioides* Roxb. et *B. suffruticosa* (Delile) Fenzl. Elle se distingue par le nombre d'étamines, la forme des sépales, des feuilles et des stipules ainsi que par la morphologie des trichomes. Une clé des espèces indiennes de *Bergia* L. est fournie.

## INTRODUCTION

*Bergia*, a genus within the Elatinaceae family, was first described by Linnaeus in 1771, honouring Petrus Jonas Bergius, a pupil of Linnaeus (Leach 1989). With 29 species worldwide it is mainly found in tropical and subtropical regions, with Africa and Australia hosting the highest diversity as centres of diversity (POWO 2024). In India, there are seven species, with Tamil Nadu hosting three (Nair & Henry 1983, Britto 2019). However, confusion persists in Indian literature regarding the distinction between *B. ammannioides* Roxb. and *B. trimera* Fisch. & C.A. Mey. Often, the latter taxon is overlooked. Leach (2021) clarifies this issue, noting that *B. ammannioides* features 5-merous flowers, while *B. trimera* exhibits 3-4-merous flowers.

While undertaking a botanical survey in Cuddalore district of Tamil Nadu, the authors have collected a specimen of *Bergia*. The identity of this specimen was traced with the help of published literature, local floras, online databases and herbarium collections at various herbaria. After consulting these sources it was found to be unknown to science and hence it is described as a distinct new species.

## MATERIAL AND METHODS

The authors are conducting a comprehensive survey of the flora in the Cuddalore district for a doctoral degree since 2019. Methodology involves frequent field exploration to collect plant specimens, which are then processed using standard herbarium techniques. During one of these surveys, they discovered an intriguing herb in a dried pond near Veppur (Fig. 1). Identity of the taxon underwent a thorough literature screening using local floras (Thiselton Dyer 1885; Sohmer 1980; Matthew 1983; Nair & Henry 1983; Bhat-tacharya 1993; Britto 2019), published literature (Leach 1989, 2021), the study of herbarium specimens deposited at MH, CAL and RHT, consultation with various online databases

such as Kew Data Portal (<http://data.kew.org>), GBIF (<http://www.gbif.org>), POWO (<https://powo.science.kew.org/>), and online floras including eflora of China ([http://www.efloras.org/florataxon.aspx?flora\\_id=2&taxon\\_id=103833](http://www.efloras.org/florataxon.aspx?flora_id=2&taxon_id=103833)), Kerala plants (<http://www.keralaplants.in>) and Flora of Peninsular India (<http://flora-peninsula-indica.ces.iisc.ac.in/>).

## TAXONOMIC TREATMENT

Family ELATINACEAE Dumort.

Genus *Bergia* L.

*Bergia cuddalorensis* S. Soosairaj, sp. nov.  
(Figs 2; 3)

*B. cuddalorensis* S. Soosairaj, sp. nov. can be distinguished from *B. suffruticosa* (Delile) Fenzl as a nonaromatic erect herb (vs aromatic shrub), with glabrous leaves and stipules (vs pubescent), a mucronate apex of the petals (vs obtuse) and a vesicular seed surface (vs smooth). The morphology of *B. cuddalorensis* S. Soosairaj, sp. nov. closely resembles *B. ammannioides* Roxb. but can be differentiated by having glabrous leaves and stipules (vs pubescent), a mucronate apex of the petals (vs obtuse), 6-10 flowers per node (vs c. 30 flowers per node) and seed surface vesicular (vs reticulate) (Table 1).

TYPE MATERIAL. — **India** • 2 specimens; Tamil Nadu, Cuddalore district, Veppur, Lathur Forest; 11°28'04.72"N, 78°57'57.93"E; alt. c. 90 m; 26.I.2023; *S. Soosairaj 7816*; holo-, RHT!; iso-, MH!

ETYMOLOGY. — The species epithet is based on the collection locality of the type specimen in Cuddalore district of Tamil Nadu, India.

DISTRIBUTION. — The species is known from the state of Tamil Nadu at the type location in Cuddalore district and also a single location in Pudukkottai district.

PHENOLOGY. — Flowering and fruiting January-March.

ECOLOGY. — It is an annual species that thrives in wet environments, specifically in ponds in clay soils after the water has drained and in cultivated fields after harvest. It is found growing in association with *Ammannia verticillata* (Ard.) Lam., *Vahlia digyna* (Retz) Kuntze,

## KEY TO INDIAN SPECIES OF *BERGIA* L.

1. Plants pubescent ..... 2  
— Plants glabrous ..... 5
2. Petals 3, sepals 3; stamens 3 ..... *B. trimera* Fisch. & C.A. Mey.  
— Petals 5, sepals 5; stamens 5-10 ..... 3
3. Stamens 5; flowers > 15 per node ..... *B. ammannioides* Roxb.  
— Stamens 10; flowers < 10 per node ..... 4
4. Perennial; aromatic; leaves sessile, pubescent; petals obtuse ..... *B. suffruticosa* (Delile) Fenzl  
— Annual; nonaromatic; leaves petiolate, glabrous; petals acute, mucronate .....  
.....*B. cuddalorensis* S. Soosairaj, sp. nov.
5. Undershrub; stipules glandular; sepals denticulate; style straight ..... *B. aestivalis* (Wight & Arn.) Steud.  
— Herb; stipules eglandular; sepals entire; style recurved ..... 6
6. Plants succulent; stipules pectinate; flowers in a cluster ..... *B. capensis* L.  
— Plants not succulent; stipules fimbriate; flowers solitary or in pairs ..... *B. polyantha* Sond.



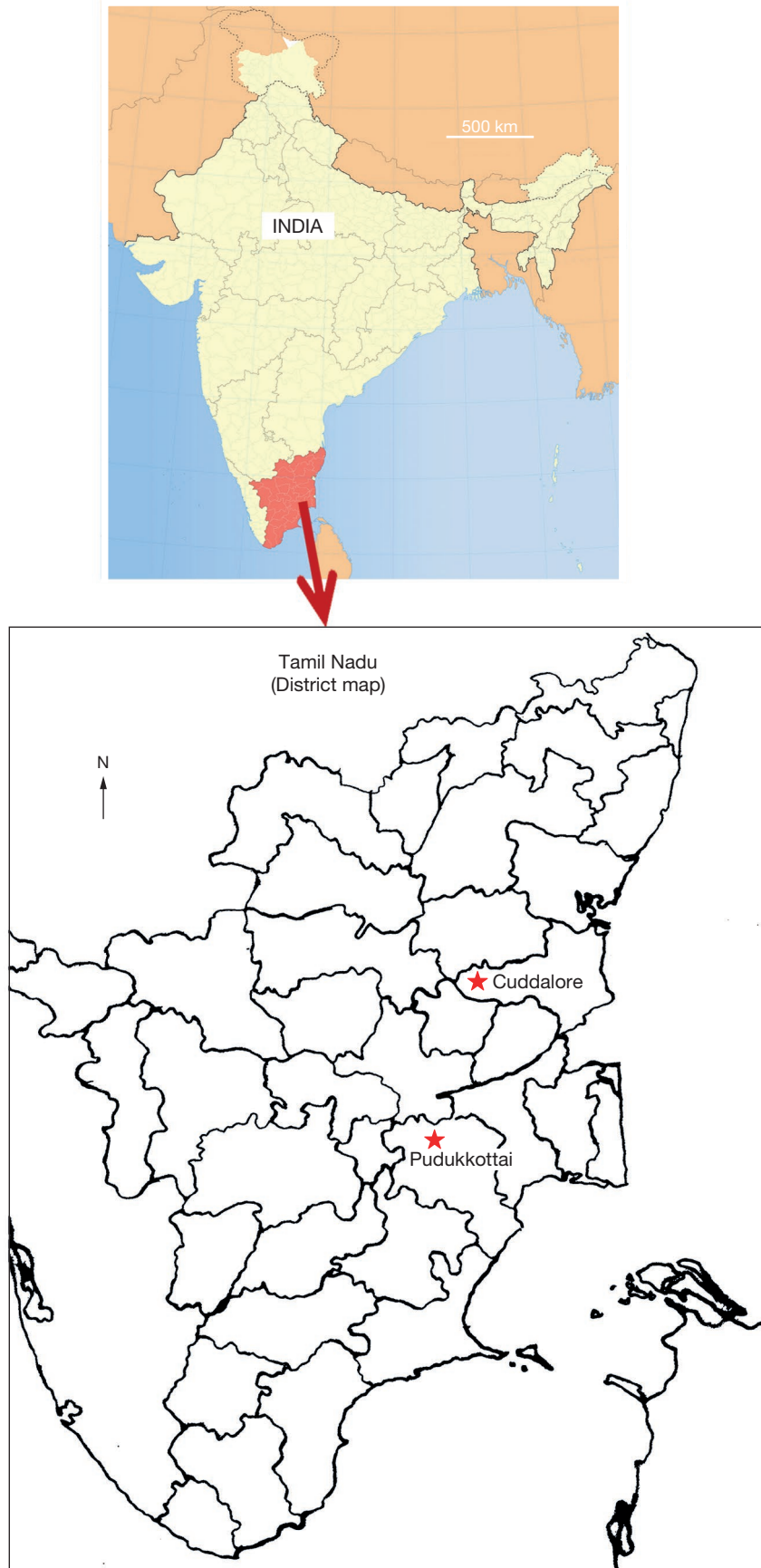


Fig. 1. — Location map of study area and collection sites of *Bergia cuddalorensis* S. Soosairaj, sp. nov.

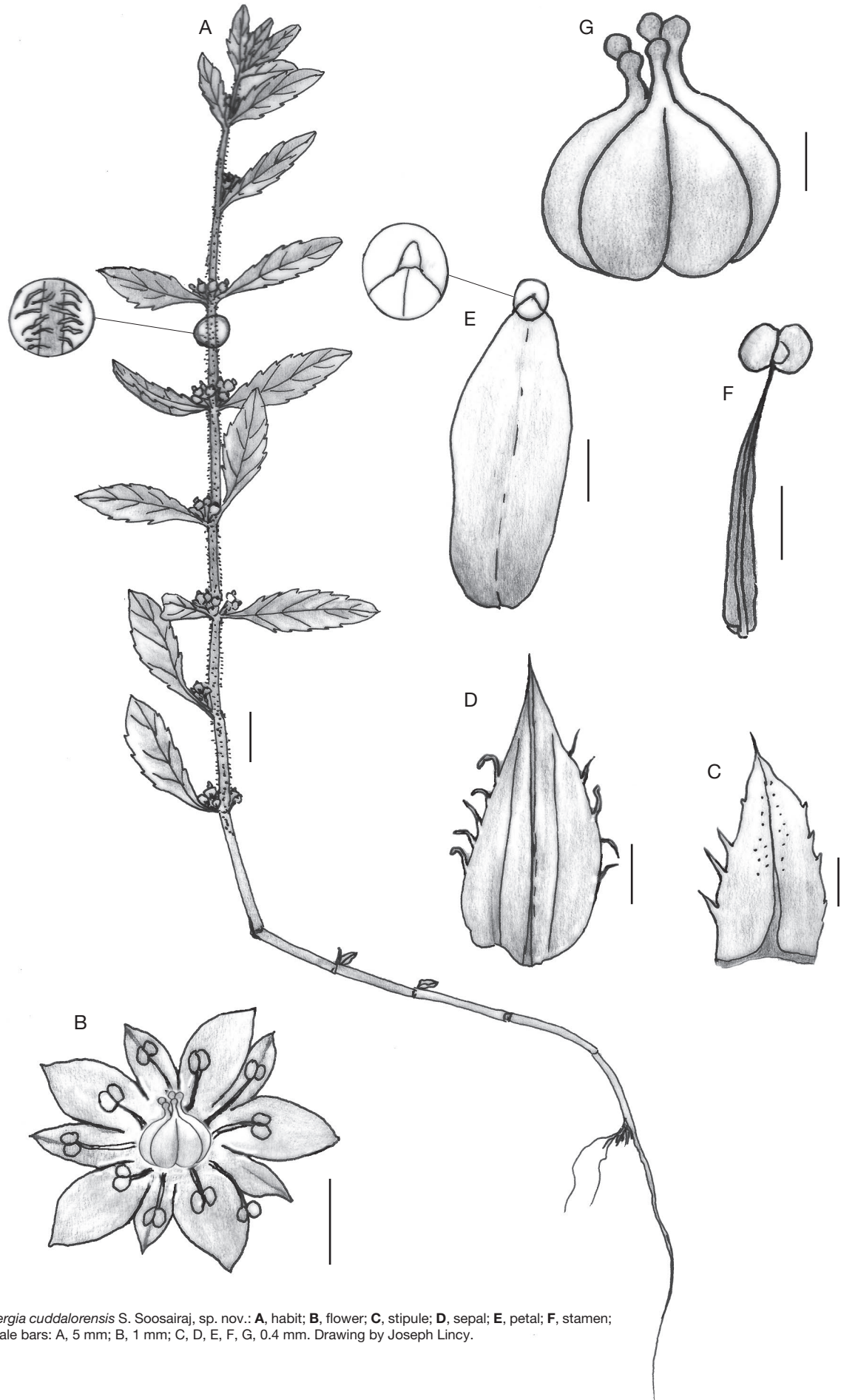


FIG. 2. — *Bergia cuddalorensis* S. Soosairaj, sp. nov.: **A**, habit; **B**, flower; **C**, stipule; **D**, sepal; **E**, petal; **F**, stamen; **G**, pistil. Scale bars: A, 5 mm; B, 1 mm; C, D, E, F, G, 0.4 mm. Drawing by Joseph Lincy.






FIG. 3. — *Bergia cuddalorensis* S. Soosairaj, sp. nov.: **A**, habit; **B**, **C**, flower; **D**, sepal; **E**, fruit; **F**, fruit dehiscence. Scale bars: A, 4 mm; B, C, 0.3 mm; D, 0.2 mm; E, 2 mm; F, 0.4 mm. Photos by S. Soosairaj.

TABLE 1. — Distinct features of *Bergia cuddalorensis* S. Soosairaj, sp. nov. and its allied species.

	<i>B. cuddalorensis</i> sp. nov.	<i>B. suffruticosa</i>	<i>B. ammannioides</i>
Habit	Erect herb, nonaromatic	Shrubs, aromatic	Erect herb, nonaromatic
Leaves	Petiolate, winged, glabrous	Sessile, densely glandular pubescent	Petiolate, glandular pubescent
Stipule	Glabrous	Pubescent	Pubescent
Flowers	6-10 per node	2-8 per node	c. 30 per node
Sepals	Lanceolate, apex acuminate, glabrous, margin ciliate, pinkish red	Ovate, oblong, apex acute, glandular pubescent, margin hyaline.	Lanceolate to ovate, apex acute, glandular pubescent, margin entire
Petals	Oblong, apex acute, mucronate	Obovate-oblong, apex obtuse	Elliptic to oblong, apex obtuse
Anther	0.2 × 0.2 mm	0.5 × 0.3 mm	0.3 × 0.3 mm
Ovary	Globose	Ovoid	Subglobose
Capsule	Globose	Ovoid	Subglobose
Seed	Oblong, surface vesicular	Oblong to ellipsoid, smooth	Oblong, surface reticulate

*Epaltes divaricata* (L.) Cass., *Hoppea dichotoma* Willd., *Exacum pedunculatum* L., *Lindernia dubia* (L.) Pennell and *Rotala verticillaris* L.

CONSERVATION STATUS. — *B. cuddalorensis* S. Soosairaj, sp. nov. is reported from only two locations and further exploration is needed to study the actual distribution in similar habitats, hence, it is categorized as 'data deficient' (DD) under the IUCN (2019) conservation status.

ADDITIONAL SPECIMENS EXAMINED. — **India** • 1 specimen; Tamil Nadu, Pudukkottai district; 10°31'42"N, 78°47'06"E; alt. c. 150 m; 14.II.2024; S. Soosairaj 7826; RHT!

#### DESCRIPTION

Annuals. Erect herbs to 15 cm with opposite branches. Stem pubescent (nonglandular), internodes 1.5-2.5 cm long. Leaves opposite, decussate, elliptic-oblong, glabrous, base attenuate, apex acute, margin serrate, 18-22 × 4-5 mm, lateral nerves 3-4 pairs. Petiole 4-7 mm, winged. Stipule 2 × 0.75 mm, lanceolate, glabrous, apex acuminate, margin ciliate. Flowers axillary, 6-10 in fasciculate cymes, 1.5-2 mm across; pedicel 1-1.5 mm, pubescent, accrescent. Sepals 5, lanceolate, adnate at base, green at middle, pinkish red at both edges, pubescent abaxially, apex acuminate, margin ciliate, 2 × 0.75 mm. Petals 5, white, oblong, apex acute, mucronate, 2 × 1 mm. Stamens 10, two rows, filament glabrous, 1-1.5 mm long, dilated at base, anther 0.2 × 0.2 mm, basifixed. Pistil 1.5 mm long, ovary globose, glabrous, 1 × 1 mm, styles 5, pinkish, straight, 0.5 mm long, stigma subcapitate, papillose. Capsule globose, brownish. Seeds numerous, minute, oblong, yellowish brown, surface vesicular.

#### Acknowledgements

The authors are thankful to The Head, Southern Regional Centre, Botanical Survey of India, Coimbatore and The

Director, Rapinat Herbarium, Tiruchirappalli for granting permission to access the herbarium deposits and the library. Drs Gregory John Leach (Northern Territory Herbarium, Palmerston) and Thierry Deroin (Muséum national d'Histoire naturelle) are also thanked for their comments on a previous version of the article.

#### REFERENCES

- BHATTACHARYA J. 1993. — Elatinaceae, in SHARMA B. D. & SANJAPPA M. (eds), *Flora of India*. Vol. 3. Botanical Survey of India, Calcutta: 32-42.
- BRITTO S. J. 2019. — *The Flora of Central and North Tamil Nadu*. Vol. 2. Rapinat Herbarium, Tiruchirappalli: 1082-1084.
- IUCN 2019. — *The IUCN Red List of Threatened Species. Version 11*. <https://www.iucnredlist.org>. Accessed on 12.05.2024.
- LEACH G. J. 1989. — Taxonomic revision of *Bergia* (Elatinaceae) in Australia. *Journal of the Adelaide Botanic Gardens* 11 (2): 75-100. <http://www.jstor.org/stable/23873795>
- LEACH G. J. 2021. — Proposal to conserve *Lechea verticillata* (*Bergia ammannioides*) (Elatinaceae) with a conserved type. *Taxon* 70 (5): 1140-1142. <https://doi.org/10.1002/tax.12584>
- MATTHEW K. M. 1983. — *The Flora of Tamil Nadu Carnatic*. Vol. 1. Rapinat Herbarium, Tiruchirappalli: 86-91.
- NAIR N. C. & HENRY A. N. 1983. — *Flora of Tamil Nadu, India. Series 1: Analysis*. Vol. 1. Botanical Survey of India, Coimbatore: 25-26.
- SOHMER S. H. 1980. — Elatinaceae, in DASSANAYAKA (ed.), *A Revised Handbook to the Flora of Ceylon*. Vol. 5. Oxford and IBH Publishing Co., New Delhi: 424-427.
- THISLTON DYER W. T. 1885. — Elatinaceae, in HOOKER J. D. (ed.), *The Flora of British India*. Vol. 1. Reeve & Co., London: 250-252.

Submitted on 15 July 2024;  
accepted on 4 September 2024;  
published on 13 January 2025.